

CHAPTER AL ANDALUSIAN/LUSITANO DIVISION

SUBCHAPTER AL-1 GENERAL QUALIFICATIONS.

- AL101 Eligibility to Compete.
- AL102 Breed Standards.
- AL103 Shoeing.

SUBCHAPTER AL-2 HALTER CLASSES.

- AL104 General.
- AL105 Conduct and Specifications.
- AL106 Championships.
- AL107 Get of Sire and Produce of Dam.
- AL108 Gold Medal Movement Award.
- AL109 Cobra of Mares.

SUBCHAPTER AL-3 PERFORMANCE CLASSES

- AL110 General.

SUBCHAPTER AL-4 BEST MOVEMENT

- AL111 General.
- AL112 Appointments.
- AL113 Qualifying Gaits
- AL114 Best Movement Class Specifications.

SUBCHAPTER AL-5 ENGLISH PLEASURE – FORMAL SADDLE HORSE.

- AL115 Formal Saddle Horse.

SUBCHAPTER AL-6 ENGLISH PLEASURE - SADDLE SEAT HORSE

- AL116 English Pleasure Saddle Seat.
- AL117 Appointments.
- AL118 Qualifying Gaits.
- AL119 English Pleasure – Saddle Seat Class Specifications.

SUBCHAPTER AL-7 COUNTRY ENGLISH PLEASURE

- AL120 General.
- AL121 Appointments.
- AL122 Qualifying Gaits.
- AL123 Country English Pleasure Class Specifications.

SUBCHAPTER AL-8 ENGLISH PLEASURE – HUNT SEAT.

- AL124 Appointments.
- AL125 Qualifying Gaits.
- AL126 English Pleasure – Hunt Seat Class Specifications.

SUBCHAPTER AL-9 ENGLISH PLEASURE – DRESSAGE SUITABILITY.

- AL127 General.
- AL128 Appointments.
- AL129 Qualifying Gaits.
- AL130 Dressage Suitability Class Specifications.

SUBCHAPTER AL -10 DRESSAGE HACK.

- AL131 General.
- AL132 Appointments.
- AL133 Qualifying gaits and Class Specifications.
- AL134 Specifications.

SUBCHAPTER AL - 11 ENGLISH PLEASURE-PRO AM.

- AL135 General.

- AL136 Qualifying Gaits.
- AL137 Appointments.
- AL138 Judging Criteria.

SUBCHAPTER AL-12 ENGLISH PLEASURE - VINTAGE RIDER.

- AL139 General.
- AL140 Appointments.
- AL141 Qualifying gaits and class specifications.
- AL142 Judging Criteria.

SUBCHAPTER AL-13 HUNTER HACK.

- AL143 Appointments.
- AL144 Hunter Hack Class Specifications.

SUBCHAPTER AL-14 ENGLISH SHOW HACK.

- AL145 General.
- AL146 Appointments.
- AL147 Qualifying Gaits.
- AL148 English Show Hack Class Qualifications.

SUBCHAPTER AL-15 WESTERN PLEASURE.

- AL149 General.
- AL150 Appointments.
- AL151 Qualifying Gaits.
- AL152 Western Pleasure Class Specifications.

SUBCHAPTER AL-16 WESTERN PLEASURE - PRO/AM.

- AL153 General.
- AL154 Qualifying Gaits.
- AL155 Appointments.
- AL156 Judging Criteria.

SUBCHAPTER AL-17 WESTERN PLEASURE-VINTAGE RIDER.

- AL157 General.
- AL158 Appointments.
- AL159 Qualifying gaits and class specifications.
- AL160 Judging Criteria.

SUBCHAPTER AL-18 VERSATILITY DRIVING TO ENGLISH.

- AL161 General.
- AL162 Appointments.
- AL163 Qualifying Gaits.
- AL164 Versatility Driving to English Class Specifications.

SUBCHAPTER AL-19 VERSATILITY ENGLISH TO WESTERN.

- AL165 General.
- AL166 Appointments.
- AL167 Qualifying Gaits.
- AL168 Versatility English to Western Class Specifications.

SUBCHAPTER AL-20 DRIVING.

- AL169 Driving General.

SUBCHAPTER AL-21 COUNTRY PLEASURE DRIVING

- AL170 General.
- AL171 Appointments.
- AL172 Qualifying Gaits.
- AL173 Country Pleasure Driving Class Specifications.

SUBCHAPTER AL-22 SHOW PLEASURE DRIVING.

- AL174 General.
- AL175 Appointments.
- AL176 Qualifying Gaits.
- AL177 Show Pleasure Driving Class Specifications.

SUBCHAPTER AL-23 PLEASURE DRIVING.

- AL178 Qualifying Gaits.
- AL179 Appointments.
- AL180 Judging Criteria.

SUBCHAPTER AL-24 FORMAL DRIVING.

- AL181 General.
- AL182 Appointments.
- AL183 Qualifying Gaits.
- AL184 Formal Driving Class Specifications.

SUBCHAPTER AL-25 TRADITIONAL TYPE CARRIAGE DRIVING.

SUBCHAPTER AL-26 ANDALUSIAN NATIVE (CONTEMPORARY) TACK AND ATTIRE.

- AL185 General.
- AL186 Appointments.
- AL187 Attire.

SUBCHAPTER AL-27 ANDALUSIAN HERITAGE (HISTORICAL) TACK AND ATTIRE.

- AL188 General.
- AL189 Appointments.
- AL190 Qualifying Gaits.

SUBCHAPTER AL-28 FANTASY COSTUME.

- AL191 Fantasy Costume.

SUBCHAPTER AL-29 LONG REINING.

- AL192 General.
- AL193 Appointments.
- AL194 Qualifying Gaits.
- AL195 Required Movements.
- AL196 Required Tests.

SUBCHAPTER AL-30 JUNIOR EQUITATION.

- AL197 General.
- AL198 Saddle Seat Equitation.
- AL199 Hunt Seat Equitation.
- AL200 Western Equitation.
- AL201 Walk-Trot Equitation – 10 and Under

SUBCHAPTER AL-31 JUNIOR EXHIBITOR SHOWMANSHIP IN HAND

- AL202 Junior Exhibitor Showmanship In Hand.

SUBCHAPTER AL-32 REINING

SUBCHAPTER AL-33 WESTERN TRAIL HORSE.

SUBCHAPTER AL-34 WESTERN RIDING.

SUBCHAPTER AL-35 MISCELLANEOUS.

- AL203 Walk - Trot Green Horse.
- AL204 Walk - Trot Equitation Green Rider.
- AL205 Liberty.

SUBCHAPTER AL-36 HALF ANDALUSIANS.
AL206 General.

SUBCHAPTER AL-37 HALF ANDALUSIAN COSTUME.
AL207 General.
AL208 Appointments.
AL209 Qualifying Gaits and Class Specifications.
AL210 Judging Criteria.

SUBCHAPTER AL-38 HALF ANDALUSIAN DRIVING.
AL211 General.
AL212 Appointments.
AL213 Qualifying Gaits.
AL214 Class Specifications.

SUBCHAPTER AL-39 DRESSAGE ANDALUSIAN/LUSITANO
AL215 General.
AL216 Championships.
AL217 Dressage Sport Horse In Hand.

SUBCHAPTER AL-40 DOMA VAQUERA-OPEN TO PUREBRED AND HALF-ANDALUSIAN HORSES
AL218 General.
AL219 Judging Criteria.
AL220 Appointments.
AL221 Attire.
AL222 Gaits and Maneuvers.
AL223 Patterns.



CHAPTER AL ANDALUSIAN/LUSITANO DIVISION

For further information regarding the conduct of Andalusian/Lusitano and Half-Andalusian competitions, contact the International Andalusian and Lusitano Horse Association, 101 Carnoustie North, Box 200, Birmingham, AL 35242, (205) 995-8900

SUBCHAPTER AL-1 GENERAL QUALIFICATIONS.

AL101 Eligibility to Compete.

1. Purebred and Half-Andalusian horses to be shown in a local or regional competition must be registered with or application for registration made to IALHA. Weanlings and yearlings are eligible if both parents are either registered or application has been made to register them with IALHA. In order to be qualified to enter the ring in a National Championship class, the horse must be registered with the IALHA and a copy of the registration papers on file with the Competition Secretary. Weanlings and yearlings may enter a National Championship Class without a copy of the registration papers on file with the Competition Secretary if and only if the Competition Secretary has received a letter from the IALHA Registrar or Half-Andalusian Registration Secretary identifying the weanling or yearling and certifying that each and every requirement for registration of such weanling or yearling has been met and the registration certificate will be issued. Lineage must be traceable back to the Spanish or Portuguese Stud Books. Copies of registration papers must be mailed with entries or presented at each competition.
2. All horses entered must be serviceably sound, show no signs of lameness and be in good condition. Horses with loss of sight in one eye may compete in performance classes only.
3. Each horse shall be shown in its entire natural splendor with a full mane and tail or in the traditional Andalusian style. Weanlings of both sexes are seen with their forelock shaved, their manes roached or shaped to enhance the shape of the neck, and all tail hairs shaved. Yearling fillies are shown with the tail shaved from the tail head to below the vulva except for a small bob. The hairs are banded, and are no longer than 2-4 inches and in no case are at the hock. Yearling colts are shown with no forelock, the mane in the same condition as the yearling fillies, but the tail is permitted to grow, but banded for neatness. Two year and older colts and stallions are shown in full mane and tail. Two year and older fillies are shown with or without a forelock, roached or shaped mane, tail shaved at the tail head to below the vulva and the hairs which grow from the bottom now reach the hocks and are banded for neatness. Mares three and over are shown with or without a forelock, roached or shaped mane and their tails are shaved from the tail head to below the vulva. The hairs at the end of the tail now grow as long as they would naturally, but are always banded for a neat presentation. Whichever method of presentation an exhibitor selects is appropriate, but there may be no mixing of components, i.e. shaping the mane of the colt after age two, or shaping the mane of the mare, but allowing all the hair on her tail to grow.
4. It is recommended that bridle paths not exceed a maximum of four inches. The addition of supplemental hair in mane or tail shall be cause for disqualification. Braiding is optional.
5. The use of dyes or other coloring is prohibited. The use of black or clear hoof polish is permissible. The use of glitter on or in the mane, tail, hair, or hooves is prohibited.
6. Any horse is considered to be one year old on the first day of January following the actual date of foaling.
7. No horse may be shown under saddle until it is at least three years old.
8. No horse may be shown in a driving class until it is at least two years old.
9. The use of or the application of, to or into any horse (other than legal levels of allowed medications) any foreign or caustic substance, such as ginger, mustard, pepper, abrasives, etc., which would alter or influence a horse's natural carriage, movement or behavior, is prohibited.
10. The injecting of any foreign substance into a horse's tail, the cutting of tail ligaments, soring or maiming of feet, or any such practice which would alter or influence a horse's natural carriage, movement or behavior, is prohibited.
11. Stallions may be handled, ridden or driven by women and Junior Exhibitors.
12. Junior Exhibitors are required to wear protective headgear in all Hunter, Jumper and Hunter Equitation classes in conformity with GR801.

13. If a rider falls off of his/her horse during a class, it is at the discretion of the judge whether or not the rider is allowed to continue or is excused.
14. Horses must be shown without artificial appliances. Anything that alters the intended use of equipment as provided for in the description of appointments for a given class is considered to be an artificial appliance. This includes but is not limited to tongue ties and/or mouth ties. Gag bits are prohibited. Action produced by artificial methods shall be penalized. The use of chains, rollers or similar devices on the competition grounds during or before a competition are prohibited and the show committee shall bar violators from further participation for the remainder of the competition, and they shall forfeit all entry fees and winnings for the entire competition.
15. Any action(s) against a horse by an exhibitor, which are deemed excessive by a judge, Federation steward or competition veterinarian, in the competition ring or anywhere on the competition grounds may be punished by official warning, limitation or other sanctions which may be deemed appropriate by the show committee. Such action(s) could include, but are not limited to, excessive use of whip and spurs.
16. Judges must eliminate from judging consideration any horse which shows aggression or discontent toward its handler, rider or any person in the ring.
17. Horses showing signs of undue stress or inhumane treatment must be penalized. The exhibition of a horse that has a cut or abrasion showing clear evidence of fresh blood in the mouth, nose, chin, shoulder, barrel, flank or hip area must be considered to be ineligible to receive an award in that respective class.
18. Judges must excuse from the ring any horse that possesses a whip mark (welt) on any portion of the horse. A whip mark or welt is an inflammation of skin and subcutaneous tissue resulting in a swelling in extreme cases is an abrasion or laceration. The cardinal signs of inflammation include heat, pain (sensitivity or palpation) and swelling. The judge(s) finding of fact with respect to the presence or absence of a whip mark (welt) evident during a class shall be final and no appeal may be taken thereon. The judge(s) shall make written finds of fact which shall be delivered to the Federation steward with respect to any horse excused under this rule. In a class that is judged by more than one judge, if a judge in that class believed that an entry has a whip mark, that entry must be examined by all judges of the class and each judge must determine if a whip mark exists. If a majority of the judges of that class determine that whip mark exists, the entry must be excluded from the ring, according to the specification set forth in this article. If a majority of the judges determine there is not a whip mark, then each judge who is of the minority opinion shall submit his or her own written finding of fact and shall have the authority to eliminate said entry from further consideration

AL102 Breed Standards.

1. The head should be in proportion to the overall size and weight of the horse. It should be rectangular in shape, and of medium length, with a long jaw that is not overly pronounced. Profile: straight or convex, nostrils are elongated and arched. Eyes: large, lively, showing a kind and alert expression, their shape is triangular with a permanently raised eyebrow. The ears are attached slightly lower on the side of the head compared to other breeds, but must stand up straight without a curl to the inside or falling to the outside. The size must be in proportion to the head. Mares sometime have longer, narrower ears. The neck should be of medium length, solidly built and lightly arched with neither a heavy crest nor a thick throat. Withers should be prominent, moderately wide, and muscular. The shoulder should be long, broad, well sloping and powerfully muscled. Ribs are well sprung and oval. Forearms should be large, well muscled and in correct proportion to the width of the chest. Cannon bones are substantial, slightly longer, lean and in proportion to the horse's height. The back should be of medium length, straight and horizontal. The loin shall be broad, short and strong. Croup should be gently sloping and nicely rounded with a low set, thick tail fitted following the curvature of the croup. Viewed from the rear the tail should be carried straight, hips should be strong and rounded, and there should be a well muscled thigh and gaskin of medium length. Hind leg cannon bones should be of proportioned length and clean tendons. The hock should be straight and well defined. The pasterns should be of medium slope and length and be well flexioned. Hooves are round and of proportionate size.
2. The height at the withers varies from 15 hands to 16.1 hands with an occasional individual under or over. Mares should be feminine and males should be masculine. Andalusians shall be medium in length, and if other than medium, excessive length of body is less desir-

able than short length. Movement: elevated, extended, harmonious and cadenced with roundness yet always moving forward

3. To be penalized are less than desirable Andalusian traits:

Concave frontal nasal profiles and the ultra convex nasal profiles. Excessively large heads, forehead too wide and flat. Eyes bulging or round, orbital arches protruding. Nose square and wide, nostrils round. Ears too big, fallen, too closely set and with abnormal movement. Neck too short, low set neck or thick throatlatch. Low withers, swayback, or back tent-shaped. Poorly muscled, thin or weak rib structures, cylindrical thorax, chest and barrel not deep enough. Tail set too high, or too loosely set. Cow hocks or uneven hocks. Pasterns too long or excessively short and vertical. Movements displaying poor elevation, irregular tempo or excessive winging.

4. The horse is known for agile movements, elevated, extended, harmonious and cadenced. The horse has great facility to adopt various aptitudes and to conquer difficulties, as if with special predisposition for collection and the turns over the haunches. The horses have an easy response to the command and the mouth is additionally soft, for a result that is obedient and of extraordinary comfort. The horses are temperate and hardy, serviceable and energetic, noble and docile. They learn rapidly and participate intimately with the rider. Their principal service is as a mount, with great ability for "alta escuela" (dressage and airs), bullfighting, light teams or carriages and with special conditioning for handling cattle running in range conditions.

AL103 Shoeing.

1. Any machine made (keg) or handmade shoe made of magnetic steel, mild steel or aluminum is allowed. No part of the shoe may exceed the dimensions of 3/8" thick by 1 1/8" wide (nail heads and/or toe clips are not considered when measuring the shoe). The shoe may be of any type and configuration except in the case of a bar shoe, the bar may not extend below the ground surface of the shoe.

2. Maximum length of toe including pad is 4 3/4".

3. For purebred and Half Andalusian horses the use of a single pad per hoof either full or partial, including rim, made of leather or plastic, with a maximum thickness of 5/16", is allowed as long as the overall length of the toe measurement (see GR510) does not exceed the maximum toe length of 4 3/4". The introduction of a foreign material within the pad, between the pad and shoe or between the pad and hoof designed to add additional weight or enhance action is strictly prohibited. Material with anti-concussive qualities (accepted packing material such as: rubber, oakum, pine tar, silicone, foam rubber, latex, etc.) may be used between the pad and hoof for additional support.

4. Artificial hoof walls are prohibited. Exception: repairs to hooves that follow the natural line of the hoof.

5. At the discretion of a judge or a steward officiating at a licensed Andalusian Competition, or at the request of the Show Committee (See GR1201), inspection (including measuring the shoe, presence of a pad, and measurement of hoof length) may be required. Shoes and pads, if present, cast after entering or before exiting the arena in any class shall be inspected.

a. A random inspection of horses at all National, Regional and qualifying shows (wearing pads) may be required. Said inspection shall be performed by a licensed steward or judge designated by the Show Committee (The Show Committee may, at its discretion designate more than one licensed official to perform inspections). Any trainer, exhibitor and/or agent of a horse subject to the inspection each may request to be present and heard while said inspection is being performed by said licensed official(s). Prior to any disqualification and/or other penalties imposed on a horse at a competition, the inspecting officials shall make reasonable efforts to notify and have present the owner(s), and trainer(s) of said horse, or agent(s) at the inspection.

The inspecting officials shall take possession of any shoe, and/or pad and measure the shoe with a USEF approved shoe gauge. Measurement of hoof length shall be made in accordance with GR510. In the event that the inspecting officials find a violation of the shoe measurement, hoof length, and/or pad presence the horse shall be disqualified for the entire competition, and the owner shall be required to forfeit all prize money, sweepstakes, futurity and trophies, entry fees, ribbons and points won at said competition by said horse. Additionally, if any forbidden foreign material is found between the pad and/or shoe, or pad and hoof, within the pad, and /or the pad composition is in violation, the steward shall file a charge against the trainer(s) and/or owners with the Federation Hearing

Committee in accordance with the General Rules. The trainer and/or owner of a horse found to be shod with any forbidden material as described is subject to whatever penalty or penalties are assessed through the charge process.

6. In the event of a shoe cast during the progress of a class, see GR804 and GR833.
7. Shoes are not permitted on weanlings or yearlings.
8. All horses competing in the Andalusian and Half Andalusian reining sections shall be exempt from shoeing regulations. This does not exempt horses that are cross entered into any other classes from compliance with applicable shoeing requirements while competing in those classes.

SUBCHAPTER AL-2 HALTER CLASSES.

AL104 General.

1. There shall be separate In-Hand classes for Purebred and Half-Andalusian horses.
2. A lack of required appointments shall result in immediate disqualification.
3. The length of lead shall not exceed '12' from the point of attachment.
4. A suitable headstall equipped with a throat latch is mandatory. If a Serreta is used, it must be leather covered or wrapped.
5. Whips are not to exceed six (6) feet including snapper.
6. Handlers shall wear either jumpsuits or dress slacks and long sleeve shirts. No denim allowed. Ties, kerchief, bolo tie, brooch or pin and appropriate leather shoes, dress shoes or boots are required. Sweaters, vests, coats or traditional Spanish (Traje Corte) or Portuguese (Campino) attire are optional. Tuxedos are appropriate for evening classes only.
7. Disqualifiers: Falling or fallen crest or ewe neck. Colts and stallions two years and older that do not have both testicles descended.

AL105 Conduct and Specifications.

1. Emphasis shall be placed on type, conformation, quality, way of going, substance and manners. Half Andalusians *will be judged* on conformation, quality, way of going, substance and *Andalusian type, in that order. The Half-Andalusians may show characteristics of any other breed. The foregoing first three qualities shall take precedence in adjudication of in hand classes over breed type.*
2. *An Exhibitor is any person who holds, walks or trots a horse in the competition arena. No Exhibitor may hold more than one horse at a time in the arena.*
3. *Every exhibitor is required to sign an entry blank and must be a Federation member or pay a non-member fee.*
4. Horses are to be shown in-hand at a walk and trot. The following procedures shall be followed in all In-Hand classes. At all IALHA Regional and National level competitions, all entries, including post entries, in a class must be drawn for position and enter the ring in that order. The order will be posted at least 30 minutes prior to the start of the class. This procedure may be used at other recognized competitions at the discretion of competition management. Horses shall enter the arena at a relaxed walk in a counterclockwise direction. Failure to completely clear the gate at a walk shall require the horse to reenter at the proper walk. The horse shall then strike a trot until reaching its designated position in line, as directed by the ringmaster or judge(s). When asked, the *exhibitor* shall walk the horse from the rail to the Ring Master. At the direction of the Ring Master, the handler will walk the horse parallel to the long side of the arena toward the judge(s) for a minimum of thirty (30) feet, turn the horse in either direction, without stopping, and walk the horse back to the starting point [away from the judge(s)]. Without stopping, the *exhibitor* will turn the horse in either direction and trot the horse parallel to the long side of the arena toward the judge(s) and past the judge(s) for a minimum of sixty (60) feet. The *exhibitor* will then turn the horse in either direction and trot back to the judge(s) position, where the horse will then be presented to the judge(s). If the *exhibitor* circles the horse during the trotting process, only one intentional circle at either end will be allowed (total of two circles). The *exhibitor* will stop the horse in front of the judge(s) and present the horse to the judge(s). *Exhibitors are allowed to reposition the horse if it moves ahead of the exhibitor without fear of penalization or disqualification. However, it is within the judge's discretion to penalize an exhibitor who must do this repeatedly to maintain control of the horse.* The horse should stand with front legs square. Back legs should be positioned either square or with one slightly behind the other. The horse should not be stretched. A horse is considered not stretched if all four feet are flat on the ground and at least one front and one

rear cannon bone are perpendicular to the ground. After examination, horses shall trot away from the judge back to the rail and around the arena to the end of the line. After completion of individual presentation, the class as a group must quietly walk single file, with whip at the *exhibitors'* side. The lead line must maintain a clearly discernible drape, i.e. the *exhibitor* must not place their hand on the chain or close enough to in any way restrict natural head and neck motion. Also, the *exhibitor* may not unnecessarily impede the forward motion of the horse while at the walk. After the last horse has passed the judge at a walk, all entries shall line up on the rail for final placement.

5. If an exhibitor is to handle more than one entry in the class, he must have present in the arena an additional exhibitor to facilitate the transfer of the horses.

6. The portions of the above sections of this rule pertaining to exhibitors does not apply to any amateur classes or Best Movement performance classes in which only one horse is permitted per exhibitor.

7. The Champion and Reserve Champion Senior Stallion, Mare and Gelding, Junior Stallion & Mare and Champion Colt, Filly & Junior Gelding may have all four feet measured and may have one front shoe removed immediately upon leaving the competition ring. Official veterinarian, Federation Steward or Federation Judge and competition manager shall supervise and IALHA shall cover the expense of this procedure.

8. Individual competition management may preclude the use of whips at any competition.

9. Excessive shanking shall be penalized at the judge(s) discretion. A horse that appears to be intimidated by the handler will be penalized. Excessive use of the whip or actions that may disturb other entries shall be severely penalized. Judge(s) may excuse any entry deemed in violation of these restrictions. *BOD 1/17/10 Effective immediately*

AL106 Championships.

1. For purebreds:

a. In the Breeding and In-Hand section, the Championship and Reserve Championship will be awarded to horses that have placed first or second in their qualifying classes. Only first place winners in qualifying classes may be chosen as champion. First and second place horses from all classes must compete in their respective championship classes or forfeit their prizes.

(Exception: In the event that either of the top two placings in any class fail to show back in their championship, the subsequent two places are eligible to move up in the order and compete in that Championship.) After the Championship has been awarded, the second place horse from its age group shall move up to the front line and be judged equally with the remaining first place horses for the Reserve Championship.

b. Colt and Filly Show Champion - First and second place horses from the weanling, yearling and two year old halter classes must compete in their respective championship classes or forfeit their prizes.

c. Gelding Show Champion, three and under - First and second place horses from the three year old and under gelding halter classes must compete in their championship class or forfeit their prizes. Classes to be divided based on the number of entries within the classes.

d. Mare and Stallion Junior Show Champion - First and second place horses from the three and four year old halter classes must compete in their respective championship classes or forfeit their prizes.

e. Mare and Stallion Senior Show Champion - First and second place horses from any five year old and over halter classes must compete in their respective championship classes or forfeit their prizes.

f. Gelding Champion, four and over - First and second place horses from any four year old and over gelding halter classes must compete in their championship class or forfeit their prizes. Classes to be divided based on the number of entries within the classes.

g. If a Show Grand Championship is held, all Champion and Reserve Champion ribbon winners are eligible to compete.

2. For Half Andalusians:

a. Gelding Show Champion - First and second place horses from any gelding halter class must compete in their respective championship class or forfeit their prizes. Classes to be divided based on the number of entries within the classes.

- b. Colt and Stallion Show Champion - First and second place horses from any colt or stallion halter class must compete in their respective championship class or forfeit their prizes. Classes to be divided based on the number of entries within the classes.
- c. Filly and Mare Show Champion - First and second place horses from any mare halter class must compete in their respective championship class or forfeit their prizes. Classes to be divided based on the number of entries within the classes. It is recommended to hold a minimum of two classes: junior mares two and under and senior mares three and over.
- d. If a Show Grand Championship is held, all Champion and Reserve Champion ribbon winners are eligible to compete.

AL107 Get of Sire and Produce of Dam.

- 1. Get of Sire and Produce of Dam classes shall have at least two purebred entries, entered under the name of the sire or dam, with one handler per entry.
- 2. Entries shall be presented under the same provisions as Halter/In-Hand above, except a walk or trot is optional. No halter pattern is used for this class.
- 3. More than one set of entries per sire or dam may be presented in the same class.
- 4. Entries shall be judged on reproductive likeness, uniformity, and quality of breed characteristics, conformation and similarity.
- 5. Sire or dam are not to be present except in the case of an entry which is a nursing foal.

AL108 Gold Medal Movement Award.

- 1. To be given to the best moving horse in all open and open age group halter classes.
- 2. This award will be given to the horse in each halter class who has the highest total of the scores given for the walk and the trot on its Conformation Judging Form.

AL109 Cobra of Mares.

- 1. An entry consists of three mares and/or fillies.
- 2. It is optional to show horses at the walk or trot as detailed for Halter/In-Hand classes. No halter pattern is used for this class.
- 3. Emphasis shall be placed upon reproductive likeness, uniformity, and quality of breed characteristics, conformation and similarity.
- 4. A handler and a trailer are allowed per entry.

SUBCHAPTER AL-3 PERFORMANCE CLASSES

AL110 General.

UNLESS STATED OTHERWISE, IN ALL CLASSES WHERE HORSES COMPETE COLLECTIVELY:

- 1. Exhibitors shall enter at a trot in a counterclockwise direction. All horses shall be worked at all gaits both ways of the ring.
- 2. At the Judge's discretion, horses may be asked to extend any gait except in Junior Horse, Amateur, Amateur Owner and Junior Exhibitor classes.
- 3. Judges are required to consider the performance of each gait equally in adjudicating each class.
- 4. In the lineup, horses must stand quietly and may be asked to back individually or as a group.
- 5. Light contact with the reins must be maintained at all gaits.
- 6. Martingales and tie downs are prohibited
- 7. Bandages and boots of any type are prohibited.
- 8. Junior horses may be shown in a snaffle (or a bosal in Western Pleasure); once shown in a curb type bit, they may not be shown back in a snaffle (bosal).
- 9. Spurs, whips, or crops are optional.
- 10. A lack of required tack, equipment or appointments shall result in immediate disqualification.
- 11. Excessive speed at any gait must be penalized.
- 12. Protective headgear may be worn without penalty (See GR801.4).
- 13. There will be no cross entries allowed between the following sections at any IALHA sanctioned competition.
 - a. Formal Driving/Formal Saddle

- b. Show Pleasure Driving/English Pleasure Saddle Seat
- c. Country Pleasure Driving/Country English Pleasure
- d. Pleasure Driving.

SUBCHAPTER AL-4 BEST MOVEMENT

AL111 General. BOD 1/17/10 Effective 4/1/10

- 1. Open to Purebred Stallions, Mares and Geldings of all ages.
- 2. To be judged on movement only and not conformation.

AL112 Appointments.

Refer to AL104.

AL113 Qualifying Gaits

- 1. Horses are to be shown In-Hand as they would in a halter class.
- 2. Four-beat walk showing as much overstep of the front hoofprint by the hind hoofprint as possible.
- 3. Animated trot with emphasis on extension, suspension and a balanced cadence with impulsion.

AL114 Best Movement Class Specifications.

- 1. Best Movement Pattern:

Horses enter the arena through the in gate at a trot and trot counterclockwise to Position A, come down to a walk and proceed at the walk to Position B. After all horses are in the arena and lined up, each horse will trot straight down the center of the arena to the opposite end, come down to a walk turn right (clockwise) and walk around the arena to Position C. After the last horse has trotted, the horses will walk on the rail to the right, (clockwise), single file to Position A. Each horse will then trot straight down the center and turn to the left (counterclockwise) and walk back to Position A. After all horses have been reviewed individually, they will be asked to walk on the rail until requested to stop and maintain position.

2. Equal emphasis must be given to the walk and the trot and a separate numerical score for each gait will be given. Decimals may be used.

3. Scores and placings will be determined by the summation of the two scores given for the walk and the trot. The higher score will receive the higher placing. Andalusian Best Movement Scoresheets must be used. The official scoresheet is available from the Federation.



SUBCHAPTER AL-5 ENGLISH PLEASURE – FORMAL SADDLE HORSE.**AL115 Formal Saddle Horse.**

1. Presentation
 - a. Horses must be brought back to the walk before being asked to make the transition from the trot to the canter.
 - b. The judge may not request that gaits be performed only on the snaffle or curb.
2. Qualifying Gaits
 - a. Animated Walk – A two or four-beat gait which is highly collected exhibiting much “primp” at a slow regulated speed with good action and animation. It should have snap and easy control. It is performed with great style, elegance and airiness of motion.
 - b. Animated Trot – A two-beat gait which is executed in a highly collected manner, speed to be penalized. The horse’s energy should be directed toward animation rather than speed. It is executed in a highly collected manner.
 - c. Canter – A three-beat gait which is to be collected, animated, true, smooth, unhurried, straight and correct on both leads. Loss of form due to excessive speed shall be penalized
3. Appointments
 - a. Bridles shall be the light show type. Full bridles or Pelham bits must be used. Exception: Junior horses may be shown in a snaffle bit in any class within this section. Once shown in a curb type bit, they may not be shown back in a snaffle.
 - b. A cut back English saddle is required. The girth must be of leather, web, string or other suitable material.
4. Attire
 - a. Informal saddle seat dress is suggested for pleasure classes. It consists of a jacket and jodhpurs with a derby or soft hat. Formal riding habits are not permitted prior to evening classes except for Regional or National Championship classes.
5. Judging Criteria
 - a. In Open, Maiden, Novice, Limit, Stallions, Mares, and Gelding classes horses will be judged on brilliant performance, presence, quality, type, manners and conformation except as noted below.
 - b. In Amateur, Amateur Owner, Ladies, Gentlemen and Junior Exhibitor classes, horses will be judged on brilliant performance, manners, type, quality, and conformation.
 - c. In Junior Horse (three, four and five years old) classes, horses will be judged on quality, brilliant performance, type, conformation and manners.

SUBCHAPTER AL-6 ENGLISH PLEASURE - SADDLE SEAT HORSE**AL116 English Pleasure Saddle Seat.**

1. Horses must be brought back to the walk before being asked to make the transition between the trot to the canter.
2. The judge may not request that gaits be performed only on the snaffle or the curb.
3. It is imperative that horses give the distinct appearance of being pleasurable to ride and display a pleasurable attitude. Vitality and presence are highly desirable and obedience to the rider of prime importance. All gaits must be performed with willingness and obvious ease, cadence, balance and smoothness.
4. Excessive speed at any gait must be penalized.

AL117 Appointments.

1. Bridles shall be the light show type. Full bridles or Pelham bits must be used. Exception: Junior horses may be shown in a snaffle bit in any class within this section. Once shown in a curb type bit, they may not be shown back in a snaffle.
2. A cut back English saddle is required. The girth must be of leather, web, string or other suitable material.

3. Informal saddle seat dress is suggested for pleasure classes. It consists of a jacket and jodhpurs with a derby or soft hat. Formal riding habits are not permitted prior to evening classes except for Regional or National Championship classes.

AL118 Qualifying Gaits.

1. Walk - A four-beat gait which is to be true, flat-footed and ground covering.
2. Trot - A two-beat gait which is balanced overall, relaxed, and easy going with elasticity and freedom of movement. A strong trot is to be faster with lengthened stride, maintaining balance, ease and freedom of movement.
3. Canter - A three-beat gait which is to be smooth, unhurried, straight and correct on both leads. The hand gallop is a faster gait, with lengthened stride, but controlled.

AL119 English Pleasure – Saddle Seat Class Specifications.

1. In Open, Maiden, Novice, Limit, Stallions, Mares, and Geldings classes, horses will be judged on performance, manners, type, quality, and conformation except as noted below.
2. In Amateur, Amateur Owner, Ladies, Gentlemen and junior Exhibitor classes, horses will be judged on manners, performance, type, quality, and conformation.
3. In Junior Horse (three, four and five years old) classes, horses will be judged on quality, type, performance, conformation and manners.

SUBCHAPTER AL-7 COUNTRY ENGLISH PLEASURE

AL120 General.

1. A judge may not request that gaits be performed only on the snaffle or curb.
2. It is mandatory that horses be asked to halt on the rail, stand quietly, back and walk off on a loose rein, at least one direction of the arena.
3. It is imperative that the horse gives the distinct appearance of being a pleasure to ride. A quiet, responsive mouth is paramount.
4. Horses must be brought back to the walk before being asked to make the transition from the trot to the canter.
5. Excessive speed at any gait must be penalized.

AL121 Appointments.

1. Bridle shall be light, show type, either single snaffle, single curb, curb and snaffle, or Pelham bit.
2. English-type saddle. No forward seat saddles allowed. Girth shall be either leather, web, string or other suitable material.
3. Informal saddle seat attire is required; no hunt attire. Suggested are conservative colors such as black, blue, gray, beige or brown jacket with matching jodhpurs. Day coat with jodhpurs also permitted. Boots and derby or soft hat required. Contrasting hats, vests and/or tie are acceptable.

AL122 Qualifying Gaits.

1. All gaits must be performed with willingness and obvious ease, cadence, balance and smoothness.
2. Walk, a four-beat gait: To be true, flat-footed and ground covering.
3. Normal Trot, a two-beat gait: To be an overall balanced, relaxed, easy going trot with elasticity and freedom of movement. High action MUST be penalized. Posting is required.
4. Strong Trot, a two-beat gait: To be faster with lengthened stride, maintaining balance, ease and freedom of movement. High action MUST be penalized. Posting is required.
5. Canter, a three-beat gait: To be smooth, unhurried, straight and correct on both leads.
6. Hand Gallop: To be a faster gait, lengthened stride and controlled, straight and correct on both leads. Extreme speed MUST be penalized.

AL123 Country English Pleasure Class Specifications.

1. In Open, Maiden, Novice, Limit, Stallions, Mares, and GELDINGS classes, horses are to be judged on attitude, manners, performance, type, quality and conformation, in that order.
2. Junior horses (three, four and five years old) are to be judged on attitude, performance, type, quality, conformation and manners.
3. Amateur, Ladies, Gentlemen and JUNIOR EXHIBITOR classes are to be judged on manners, performance, type, attitude, quality and conformation.

SUBCHAPTER AL-8 ENGLISH PLEASURE – HUNT SEAT.**AL124 Appointments.**

1. Regulation bridles including snaffle, Pelham or kimberwicke are required. A cavesson type nose band shall also be used with the above bridles. Dropped nose bands, figure eight nose bands and flash nose bands are not allowed. Draw reins, bit converter straps, and/or artificial appliances are prohibited. A judge at his/her own discretion may penalize a horse with non-conventional types of bits or nose bands. Ornamented bridles, browbands, or cavessons are not permitted.
2. English hunt, dressage, combined or side-saddles are permitted.
3. Manes and tails may be braided.
4. Riders should wear coats of any tweed or Melton for hunting (conservative wash jackets in season), breeches (or jodhpurs) and boots. A dark blue, black or brown hunting cap or hunting derby is mandatory.
5. Spurs; crops, up to 30" in length, are optional.

AL125 Qualifying Gaits.

1. It is imperative that the horse give the distinct appearance of being a pleasure to ride and display a pleasurable and relaxed attitude. The neck should be carried lower than that of an English Saddle Seat horse with the head in a more relaxed manner with less bend at the poll.
2. Walk: a four-beat gait: Straight, true and flat-footed. Regular and unconstrained with good reach.
3. Trot: a two-beat gait: Straight and regular. The trot should be mannerly, cadenced and balanced. To be performed at a medium speed with a free-moving, ground-covering stride, with rider posting.
4. Canter: a three-beat gait: Even, smooth, unhurried, correct and straight on both leads.
5. Hand Gallop: The hand gallop is performed with a long, free, ground covering stride. The amount of ground covered may vary between horses due to difference in natural length of stride. The distinction between hand gallop and extended canter is, the latter being the ultimate linear extension of stride within the hand of the rider; the hand gallop being a looser, freer elongation of stride and frame of the horse. A decided lengthening of stride should be shown while the horse remains controlled, mannerly, correct and straight on both leads.
6. Excessive speed at any gait will be severely penalized.

AL126 English Pleasure –Hunt Seat Class Specifications.

1. In OPEN, MAIDEN, NOVICE, LIMIT, STALLION, MARE, and GELDING classes, horses will be judged on performance, manners, type, quality, and conformation except as noted below.
2. In AMATEUR, AMATEUR OWNER, LADIES, GENTLEMEN and JUNIOR EXHIBITOR classes, horses will be judged on manners, performance, type, quality and conformation.
3. In JUNIOR HORSE (three, four and five years old) classes, horses will be judged on quality, type, performance, conformation and manners.

SUBCHAPTER AL-9 ENGLISH PLEASURE – DRESSAGE SUITABILITY.**AL127 General.**

1. Exhibitors may be asked to lengthen or shorten strides, walk on a loose rein, halt, stand quietly and back.
2. Horses should give the appearance of having the potential to become a dressage horse. Horses which have competed above First Level Dressage are not eligible to compete in Dressage Suitability. Slight errors should not be penalized.
3. Trot work to be ridden sitting or rising at the discretion of the rider.

AL128 Appointments.

1. Horses must be shown in a snaffle bridle and smooth snaffle bit (as approved in DR121) with cavesson. Drop, flash or figure eight nose bands are permissible.
2. Saddles shall be dressage or all purpose English type.
3. Hunt coat, breeches or jodhpurs, boots or jodhpur boots and hunt cap or dressage derby are required attire.

AL129 Qualifying Gaits.

1. Walk: a four-beat gait. Straight, flat-footed and ground-covering. Irregularity of gait should be penalized.
2. Trot: a two-beat gait. The trot should be free, forward and balanced. The hocks well flexed with the hind legs stepping over the foot print of the front foot. Speed is not a factor; the trot should never be hurried.
3. Canter: a three-beat gait. The canter should show impulsion, balance and engagement. The horse's back must be relaxed and supple allowing the hindquarters to reach under and work with moderate power and drive. The horse's neck should be relaxed and carried in a natural position for each individual's conformation.

AL130 Dressage Suitability Class Specifications.

The class shall be judged on freedom, regularity and purity of the paces; harmony, lightness and ease of movements; lightness of the forehand and engagement of the hindquarters; acceptance of the bridle with submissiveness throughout, without tension or resistance. Horses are judged on gaits, type and correctness, and manners consistent with United States Dressage Federation (USDF) and Federation rules. Classes may be divided for Open, Amateur, Junior Exhibitor, Stallions, Mares, Geldings and Junior Horses.

SUBCHAPTER AL -10 DRESSAGE HACK.**AL131 General.**

The Dressage Hack class is open to any horse, however, once a horse has been entered and shown in a Dressage Hack class that horse may not thereafter be shown in a Dressage Suitability Class.

AL132 Appointments.

1. Horses may be shown in a snaffle bridle with a smooth snaffle bit or a full bridle (As approved in DR121). Drop, flash or figure eight nosebands are permissible when using a snaffle. Regular cavesson nosebands are also permissible with a snaffle or full bridle.
2. English Dressage or English All-Purpose saddles are permitted. Conservative Dressage style saddle pads are required.
3. Martingales of any type, draw reins, other artificial appliances, boots and bandages are prohibited in competition. One whip is permitted in all classes. The whip must not be longer than 43.3 inches or 110cm, including the lash.
4. Attire shall be a short riding coat of conservative color, with tie, choker, or stock tie, breeches or jodhpurs, boots or jodhpur boots, a Hunt cap, Derby, Top Hat or protective headgear. Protective headgear may be worn without penalty. (See GR801.4) Gloves of conservative color are recommended. Half chaps and/or leggings are not allowed. Spurs are permitted.
5. Manes and tails may be braided, secured with thread, yarn or bands. Ribbons or other decorations are prohibited.

AL133 Qualifying gaits and Class Specifications.

1. Horses to enter at a working trot, in a counter clockwise direction. Horses will perform working walk, working trot, working canter, lengthened trot and lengthened canter both ways of the arena. Free walk and working trot on long rein with horse stretching forward and down to be performed in at least one direction. A rein back of 4 steps may be asked for as a group on the rail or individually in the line up. Canter transitions may be called from a walk or trot.
2. Trot work to be ridden sitting or rising at the discretion of the rider.

AL134 Specifications.

1. Classes may be divided for Open, Amateur, Junior Exhibitor, Stallions, Mares and Geldings. If classes are divided, a Championship is recommended. A horse must have been entered, shown and judged in a qualifying class to be eligible for the Championship class.
2. In addition to objectives for the Dressage Suitability class, horses should begin to show more thrust (pushing power) and show progression towards a degree of balance and throughness. Horse should be reliably on the bit. A greater degree of straightness, bending, suppleness and throughness is required. There should be a clear distinction between the paces (working and lengthened). The horse's ability as a Dressage mount is to be highly considered.

SUBCHAPTER AL - 11 ENGLISH PLEASURE-PRO AM.**AL135 General.**

1. This class will be judged in two parts.
2. The professional exhibitor will ride first.
3. At the judge's direction, the professional will dismount and the amateur will mount and work the horse in the second direction of the ring.
4. A win in this class will lose Maiden status for the horse.
5. The amateur rider need not be an amateur owner.
6. This class may be combined with Western Pro Am, but never Pure and Half Andalusians.

AL136 Qualifying Gaits.

Horses will be shown at the walk, trot, and canter, both ways of the arena.

AL137 Appointments.

Entries are to be shown under Formal Saddle Horse, English Pleasure Saddle Seat, Country English Pleasure or Hunt Seat tack, attire and appointments. See AL112.3& 4, AL114, AL118, or AL121.

AL138 Judging Criteria.

1. The professional will be judged as in an open class (i.e., extensions may be asked for at any gait) in the first direction. The amateur will be judged under Amateur Rules (i.e., no extensions will be asked for) in the second direction.
2. When ridden by the professional rider, horses will be judged on performance, manners, type, quality, and conformation.
3. When ridden by the amateur rider, horses will be judged on manners, performance, type, quality, and conformation.

SUBCHAPTER AL-12 ENGLISH PLEASURE - VINTAGE RIDER.**AL139 General.**

1. This class is open to any Amateur rider 45 Years of age or older.
2. Horses may be shown English Pleasure (Formal Saddle Horse, English Pleasure Saddle Seat, Country English Pleasure or Hunt Seat).
3. Class may be combined with Western Pleasure-Vintage Rider, but never Pure and Half Andalusians.

AL140 Appointments.

Refer to the specific section for appropriate appointments/attire. See AL112.3 & 4, AL114, AL118, AL121.

AL141 Qualifying gaits and class specifications.

See AL110.

AL142 Judging Criteria.

To be judged on manners, performance, type, quality and conformation.

SUBCHAPTER AL-13 HUNTER HACK.**AL143 Appointments.**

1. Bridle shall be light, show type; either single snaffle, double (full) or pelham. Kimberwicke bit is permitted. Browbands and cavessons other than hunter or dressage types are not permitted. Unconventional tack such as figure eight, drop, or flash nose bands are prohibited.
2. Saddles shall be any type hunt or all purpose English. Girths of either leather, white web, nylon string or suitable material.
3. Breastcollars and breast plates are allowed.
4. Riders should wear coats of any tweed or Melton for hunting (conservative wash jackets in season), breeches (or jodhpurs) and boots.
5. Spurs and crops up to 30" in length are optional.
6. Exhibitors are required to wear protective headgear in conformity with GR801.2 and .3.

EC 2/16/10 Effective immediately

AL144 Hunter Hack Class Specifications.

1. Horses shall enter the arena and line up at the direction of the ringmaster. Each horse is first required to jump two fences, the first fence to be 2'3" and the second to be 2'6". Fences should be set at increments of 12'. Ground lines are required.
2. Horses to perform a hand gallop one way of the ring after the second fence, halt, back and stand quietly on a loose rein.
3. The Hunter Hack horse should move in the same manner as a working Hunter.
4. Entries are to be shown at the walk, trot and canter both ways of the ring.
5. Horses shall be judged 30% on performance, manners, type, quality and conformation and 70% over fences which the faults should be scored as in a Working Hunter Class.

SUBCHAPTER AL-14 ENGLISH SHOW HACK.**AL145 General.**

1. A judge may not request that gaits be performed only on snaffle or curb.
2. The collected and extended gaits must be called for; i.e., collected walk, extended walk, normal walk; collected trot, extended trot, normal trot; collected canter, extended canter, normal canter and hand gallop.
3. At the discretion of the judge, horses while on the rail may be asked to halt and rein-back.
4. A Show Hack horse is not necessarily a Dressage horse, nor an English Pleasure horse. Elevation and high knee action are not to be emphasized. The Show Hack is a suitable section for the well trained animal. Show Hacks must be balanced and show vitality, animation, presence, clean fine limbs and supreme quality. Soundness is required.
5. Horses may show with a braided mane and tail. Braids maybe secured with tape, yarn or rubber bands.
6. Decorations are prohibited.
7. Extreme speed must be penalized.

AL146 Appointments.

1. Bridle shall be light, show type; either single snaffle, double (full) or Pelham. Kimberwicke bit is permitted. Browbands and cavessons other than hunter or dressage types are permitted. Unconventional tack such as figure eight, drop, or flash nose bands are prohibited.
2. Saddles shall be any type Dressage or all purpose English. Girths of either leather, white web, nylon string or suitable material.
3. Breastplates are allowed.
4. Traditional hack attire consists of conservatively colored coat, breeches and boots. A conservatively colored hunting cap or derby is required.
5. Formal attire consisting of white breeches, top hat and tails may be worn. It is usual to wear such attire after 6:00 pm or in Championship classes.

AL147 Qualifying Gaits.

1. A Show Hack shall be able to perform all of the gaits with a noticeable transition between the normal, collected, and extended gaits. The horse must be under complete control and easily ridden. Obedience to the rider is of prime importance. If the horse exhibits clear transitions in a balanced and level manner, appearing to be giving a comfortable and pleasurable ride, he is performing correctly for this class.
2. Walk, a four-beat gait: Straight, true and flat-footed. Normal Walk: Regular and unconstrained, moving energetically and calmly forward. Collected Walk: Strides are shorter and higher than at the normal walk. The head approaches the vertical, but should never move behind it. Pacing is a serious fault. Extended Walk: The horse is allowed to lengthen frame and stride while rider maintains light rein contact. The horse should cover as much ground as possible without rushing.
3. Trot, a two-beat gait: Free-moving, straight, rider maintaining light contact with horse's mouth at all times. Normal Trot: Light, crisp, balanced and cadenced. Collected Trot: The horse's stride is shorter and lighter, maintaining balance and impulsion. The neck is more raised and arched than at the normal trot as head approaches the vertical line, never moving behind it. Extended Trot: Maintaining the same cadence and performing at medium speed, the horse lengthens its stride as a result of greater impulsion from the hindquarters. Horse should remain light in rider's hand as it lengthens its frame. Trot work to be ridden sitting or rising at the discretion of the rider.

4. **Canter**, a three-beat gait: Straight on both leads, smooth. **Normal Canter**: Light, even strides, should be moved into without hesitation. **Collected Canter**: Marked by the lightness of the forehand and the engagement of the hindquarters, the collected canter is characterized by supple, free shoulders. Neck is more raised and arched than in normal canter as the head approaches the vertical line, never moving behind it. **Extended Canter**: Maintaining the same cadence, the horse lengthens its stride as a result of greater impulsion from the hindquarters. Horse should remain light in rider's hand as it lengthens its frame.

5. **Hand Gallop**: The hand gallop is performed with a long, free, ground covering stride. The amount of ground covered may vary between horses due to difference in natural length of stride. The distinction between hand gallop and extended canter is, the latter being the ultimate linear extension of stride within the hand of the rider; the hand gallop being a looser, freer elongation of stride and frame of the horse. A decided lengthening of stride should be shown while the horse remains controlled, mannerly, correct and straight on both leads. Extreme speed must be penalized.

AL 148 English Show Hack Class Qualifications.

Classes are to be judged on manners, performance, quality and conformation.

SUBCHAPTER AL-15 WESTERN PLEASURE.

AL 149 General.

1. Horses are to be reversed to the inside (away from the rail) and will not be asked to reverse at the lope.
2. Light hand contact with the horse's mouth must be maintained at all gaits without undue restraint.
3. Only one hand may be used around the reins, and hands must not be changed. Two hands may be used when a Junior Horse is being shown in a snaffle bit or hackamore.
4. The horse must be ridden with the horse's eyes generally at or above the withers in all gaits.

AL 150 Appointments.

1. Any Western type headstall without nose band in conjunction with any standard Western bit shall be allowed.
2. **Bits**: A standard Western bit is one which has a shank with a maximum overall length of 8 1/2 inches. The mouthpiece shall consist of a metal bar which is from 3/8 inch to 3/4 inch in diameter, varying from the straight bar to a full spade. Jointed mouth pieces are permitted. Flat leather chin strap which must be at least 1/2 inch in width. Any device made of wire, metal or rawhide used in conjunction with or as part of leather chin strap is prohibited. Curb chains are also allowed and must be at least 1/2 inch in width and lie flat against the jaw. Hackamores or snaffle bits (smooth mouth) will be permitted on Junior Horses. Mechanical hackamores are prohibited. Junior Horses are permitted to show in all other Western classes with a snaffle bit or hackamore and riders may use two hands. Once a Junior Horse is shown in a standard Western bit, it may not go back and be shown in a snaffle bit or hackamore in the Western division. A hackamore includes a bosal rounded in shape and constructed of braided rawhide or leather and must have a flexible non-metallic core attached to a suitable headstall.
3. Split reins or closed reins with romal are equally acceptable. When a hackamore is used, attached reins may be of hair, rope or leather. For method of holding reins, see WS102.
4. A riata and hobbles are optional.
5. Entries shall be shown with a stock saddle; silver equipment will not count over a good working outfit. Side saddles are also permitted with proper attire. Tapaderos are prohibited.
6. Whips are not allowed other than with a side saddle.
7. Riders must wear Western hat, long sleeved shirt with any type of collar, trousers or pants and boots (a one piece long sleeved equitation suit is acceptable provided it includes any type of collar). Chaps, shotgun chaps, or chinks are required. A vest, jacket, coat and/or sweater may also be worn. Protective headgear with harness is optional in all classes (not required to be of Western style). Refer to GR801.
8. Spurs are optional.

AL151 Qualifying Gaits.

1. Horses are to be shown at a walk, jog trot and lope on a reasonably loose rein both ways of the ring. Exception: Open classes, horses are to be shown at a walk, jog trot, lope and hand gallop on a reasonably loose rein both ways of the ring.
2. Walk: a four-beat gait: True, flat-footed and ground-covering.
3. Jog-Trot: a two-beat gait: Free, square, slow and easy.
4. Lope: a true three-beat gait: Smooth, slow, easy and straight on both leads.
5. Hand Gallop: The hand gallop is performed with a long, free, ground covering stride. The amount of ground covered may vary between horses due to difference in natural length of stride. The distinction between hand gallop and extended canter is, the latter being the ultimate linear extension of stride within the hand of the rider; the hand gallop being a looser, freer elongation of stride and frame of the horse. A decided lengthening of stride should be shown while the horse remains controlled, mannerly, correct and straight on both leads.
6. Excessive speed at any gait will be severely penalized.

AL152 Western Pleasure Class Specifications.

1. WESTERN PLEASURE, OPEN, MAIDEN, NOVICE, LIMIT, STALLION, MARE and GELDING classes will be judged on performance, manners, type, quality and conformation, except as noted below.
2. In AMATEUR, AMATEUR OWNER, LADIES, GENTLEMEN and JUNIOR EXHIBITOR classes, horses will be judged on manners, performance, type, quality and conformation.
3. In JUNIOR HORSE (3, 4 and 5 years old) classes, horses will be judged on quality, type, performance, conformation and manners.

SUBCHAPTER AL-16 WESTERN PLEASURE - PRO/AM.**AL153 General.**

1. This class will be judged in two parts.
2. The professional exhibitor will ride first.
3. At the judge's direction, the professional will dismount and the amateur will mount and work the horse in the second direction of the ring.
4. The Amateur rider need not be an Amateur Owner.
5. A win in this class will lose Maiden status for the horse.
6. This class may be combined with English Pro Am, but never Pure and Half Andalusians.

AL154 Qualifying Gaits.

Horses are to be shown at a walk, jog trot and lope on a reasonably loose rein both ways of the ring. Extensions may be asked for at any gait in the first direction.

AL155 Appointments.

For tack and attire see AL147.

AL156 Judging Criteria.

1. The professional will be judged as in an open class (i.e., extensions may be asked for at any gait) in the first direction. When ridden by the professional rider, the horse will be judged on performance, manners, type, quality and conformation. See AL149.1
2. The amateur will be judged under the amateur rules (i.e., no extensions will be asked for). When ridden by the amateur rider, horses will be judged on manners, performance, type, quality and conformation. See AL149.2.

SUBCHAPTER AL-17 WESTERN PLEASURE-VINTAGE RIDER.**AL157 General.**

1. This class is open to any Amateur rider 45 Years of age or older.
2. Horses may be shown as in a Western Pleasure class.
3. Class may be combined with English Pleasure-Vintage Rider, but never Pure and Half Andalusians.

AL158 Appointments.

Refer to AL147 for appropriate appointments.

AL159 Qualifying gaits and class specifications.

See AL110.

AL160 Judging Criteria.

To be judged on manners, performance, type, quality and conformation.

SUBCHAPTER AL-18 VERSATILITY DRIVING TO ENGLISH.**AL161 General.**

1. Each entry must be shown by one and the same person.
2. Horses must be shown first as Pleasure Driving, either Formal, Show Pleasure, Country Pleasure, or Pleasure Driving (see specifications) and then under saddle as English Pleasure, either Formal Saddle, Saddle Seat, Country Pleasure Saddle Seat or Hunt Seat (see specifications).
3. Entry shall enter the arena in a counterclockwise direction at the trot. Exhibitors to drive horses at the walk, trot and extended trot and ride the horse at the walk, trot and canter-both directions of the arena.
4. Two grooms or attendants, both of whom must wear unadorned dusters or smocks (unadorned includes dusters or smocks with IALHA logo), may assist with unharnessing and saddling. One groom must act as a header. Ample time is allowed for the tack change; this is not a race.
5. Removal of the driving bridle while the horse is hitched to a vehicle calls for instant elimination.
6. A win in this class does not affect Maiden status.
7. A lack of required tack, equipment or appointments shall result in immediate disqualification.

AL162 Appointments.

1. Driving: Formal, Show Pleasure, Country Pleasure or Pleasure, see specifications.
2. Riding: Formal Saddle, Saddle Seat, Country Pleasure Saddle Seat, or Hunt Seat, see specifications.
3. As required for Formal Saddle, Saddle Seat, Country Pleasure, or Hunt Seat, see specifications.

AL163 Qualifying Gaits.

1. Driving horses to be shown at the walk, trot and extended trot both directions of the arena.
2. English horses to be ridden at the walk, trot and canter both directions of the arena.

AL164 Versatility Driving to English Class Specifications.

1. Each entry is judged 50% as a Driving Horse and 50% as an English Pleasure Horse. See specifications above.

SUBCHAPTER AL-19 VERSATILITY ENGLISH TO WESTERN.**AL165 General.**

1. Each entry must be shown by one and the same person.
2. Each entry is to be shown first as an English Pleasure Horse, either Formal Saddle, Saddle Seat, Country Pleasure Saddle Seat or Hunt Seat (see specifications) and then as a Western Pleasure Horse (see specifications).
3. Entry shall enter the arena in a counterclockwise direction at the trot. Horses to be shown at the walk, trot and canter in both directions and at the walk, jog trot and lope in both directions.
4. Two grooms or attendants may assist in the tack change, but must wear unadorned dusters or smocks (unadorned includes dusters or smocks with IAHLA logo). Ample time is allowed for the tack change. This is not a race.
5. A win does not affect Maiden status.
6. A lack of required tack, equipment or appointments shall result in immediate disqualification.

AL166 Appointments.

1. For the first portion of the class, tack to be appropriate for Formal Saddle, Saddle Seat, Country Pleasure Saddle Seat, or Hunt Seat.

2. For the second portion of the class, the tack shall be as appropriate for Western Pleasure. (See appropriate sections above.)
3. As appropriate for Formal Saddle, Saddle Seat, Country Pleasure Saddle Seat, Hunt or Western Pleasure (see specifications above).

AL167 Qualifying Gaits.

As appropriate for Formal Saddle, Saddle Seat, Country Pleasure Saddle Seat, Hunt or Western Pleasure (see specifications above).

AL168 Versatility English to Western Class Specifications.

1. Horses are to be judged 50% as English Pleasure Horse and 50% as Western Pleasure, see appropriate specifications.
2. A lack of required tack, equipment or appointments shall result in immediate disqualification.

SUBCHAPTER AL-20 DRIVING.

AL169 Driving General.

UNLESS OTHERWISE STATED, IN ALL DRIVING CLASSES WHERE HORSES COMPETE COLLECTIVELY:

1. Junior horses (2, 3, 4 and 5 years old) may be shown in driving classes.
2. Two year old horses may only be shown using two wheeled pneumatic tired vehicles. In Formal Driving, they may use a four-wheeled pneumatic tired vehicle.
3. Two year old horses shall not be shown with an overcheck, but must be shown with a side check.
4. Sidechecks/overchecks must remain attached until the judges turn in their cards.
5. Entry - An entry consists of a single horse, not pairs or teams.
6. A lack of required tack, equipment or appointments shall result in immediate disqualification.
7. Exhibitors shall enter the ring in a counterclockwise direction at the trot required in the specific class. Entries are to be shown at a walk, trot and strong trot as required in the specific class, both ways of the ring.
8. Horses are to stand quietly and back readily. Exception: Formal Driving horses shall not be asked to back.
9. Headers, wearing unadorned dusters or smocks (unadorned includes dusters or smocks with IALHA logo) must be utilized to insure the safety of the exhibitors.
10. One or two people per vehicle, as appropriate, are allowed.
11. Gloves and a whip suitable to the vehicle are required.
12. Equipment is to be in sound condition.
13. Protective headgear may be worn without penalty (see GR801.4).
14. There will be no cross entries allowed between the following sections at any IALHA sanctioned competitions:
 - a. Formal Driving/Formal Saddle
 - b. Show Pleasure Driving/English Pleasure Saddle Seat
 - c. Country Pleasure Driving/Country English Pleasure
 - d. Pleasure Driving.
15. Drivers should dress conservatively according to the style of the present day. Period costumes are discouraged. Dress for the driver must conform to the turnout.

SUBCHAPTER AL-21 COUNTRY PLEASURE DRIVING

AL170 General.

It is imperative that the horse give the distinct impression of being a pleasure to drive and display a pleasurable attitude. To this end, all gaits must be performed with willingness and obvious ease, cadence, balance and smoothness.

AL171 Appointments.

Horses are to be shown in show harness. Bridle with blinkers, overcheck (with separate overcheck bit) or sidecheck, snaffle bit (straight or jointed) or Liverpool bit, to a two-wheeled show vehicle, suitable to the horse. Traditional antique-type vehicles are not permitted.

AL172 Qualifying Gaits.

1. Walk - A four-beat gait, brisk, true, and flat-footed with good reach.
2. Normal Trot - A two-beat gait, to be performed at medium speed with moderate collection. The normal trot must be mannerly, cadenced, balanced and free-moving.
3. Strong Trot - This is a stronger trot, performed with a lengthened stride, powerful and reaching, at a rate of speed which may vary between horses since each horse should attain his own strong trot in harmony with his own maximum natural stride. The horse must not be strung out behind. The horse should show moderate collection without exaggeratedly high action in front. He must present a willing attitude while maintaining form. The strong trot must be mannerly, cadenced, balanced and free-moving.

AL173 Country Pleasure Driving Class Specifications.

1. Open, Maiden, Novice, Limit, Stallion, Mare and Gelding classes are to be judged on manners, performance, type, quality and conformation.
2. Amateur, Amateur Owner, Ladies, Gentlemen's and Junior Exhibitor classes are to be judged on manners, performance, type, quality and conformation.
3. Junior Horse classes are to be judged on quality, type, performance, conformation and manners.
4. Excessive knee action shall be penalized.
5. Extreme speed will be penalized.

SUBCHAPTER AL-22 SHOW PLEASURE DRIVING.**AL174 General.**

One person per vehicle allowed.

AL175 Appointments.

1. Horses are to be shown in show harness, bridle with blinkers, overcheck (with separate overcheck bit) or sidecheck, snaffle bit (straight or jointed) or liverpool bit, to a two - wheeled, pneumatic tire vehicle.

AL176 Qualifying Gaits.

1. Walk - A highly collected gait exhibiting much "primp" at a slow, regulated speed, with good action and animation. It should have snap and easy control. It is a four-beat gait performed with great style, elegance and airiness of motion.
2. Animated Trot - Natural and cadenced with impulsion and power from behind, the front airy and light. The action is balanced, bold and brilliant, characterized by free shoulder action. The horse is to have leg flexion with extension, the foreleg extending fully forward at full stretch with floating motion combined with hock action that is powerful and well raised, and the hind leg being brought forward with a driving stride. Loss of form due to excessive speed shall be penalized.
3. Strong Trot - A strong trot is to be faster with a lengthened stride, maintaining balance, ease and freedom of movement.

AL177 Show Pleasure Driving Class Specifications.

1. Open, Maiden, Novice, Limit, Stallion, Mare and Gelding classes are to be judged on performance, type, quality, conformation and manners.
2. Amateur, Amateur Owner, Ladies, Gentlemen's and Junior exhibitor classes are to be judged on manners, performance, type, quality and conformation.
3. Junior Horse classes are to be judged on quality, type, conformation and manners.
4. Extreme speed will be penalized.
5. High, natural, free-moving action is desirable.
6. The Show Pleasure horse generally has less animation than the Formal Harness horse but should be alert and responsive.

SUBCHAPTER AL-23 PLEASURE DRIVING.**AL178 Qualifying Gaits.**

1. Walk – A four-beat gait which is to be true, flat-footed and ground covering.
2. Trot – A two-beat gait which is balanced overall, relaxed and easy going with elasticity and freedom of movement.

3. Strong Trot – A strong trot is to be faster with a lengthened stride, maintaining balance, ease and freedom of movement.
4. It is imperative that the horse give the distinct impression of being a pleasure to drive. A quiet, responsive mouth is paramount. All gaits must be performed with willingness and obvious ease, cadence, balance and smoothness.

AL179 Appointments.

Horses are to be shown in show harness. Bridle with blinkers, overcheck (with separate overcheck bit) or sidecheck, snaffle bit (straight or jointed) or liverpool bit, to a two wheeled vehicle, either show or traditional type, suitable to the horse.

AL180 Judging Criteria.

1. Open, Maiden, Novice, Limit, Stallion, Mare and Gelding classes are to be judged on manners, performance, type, quality and conformation.
2. Amateur, Amateur Owner, Ladies, Gentlemen's and Junior Exhibitor classes are to be judged on manners, performance, type, quality and conformation.
3. Junior Horse classes are to be judged on quality, type, performance, conformation and manners.
4. Excessive knee action shall be severely penalized.
5. Extreme speed will be penalized.

SUBCHAPTER AL-24 FORMAL DRIVING.

AL181 General.

One person per vehicle allowed.

AL182 Appointments.

Horses are to be shown in show harness, bridle with blinkers, overcheck (with separate overcheck bit) or sidecheck, snaffle bit (straight or jointed) or liverpool bit, to a four wheeled, pneumatic tire show vehicle.

AL183 Qualifying Gaits.

1. Park Walk - A lively, animated and graceful walk that could be loosely termed a four-beat gait, but which does not give the appearance of being a jog or a prance. It should be judged as a separate entity and not merely as a transition gait.
2. Park Trot - Executed in a highly collected manner. The horse's energy should be directed toward animation rather than speed. This gait requires extreme knee flexion and use of the shoulder for balanced, graceful extension. It is most desirable that a horse go above "level arm" but it is not desirable to lose extension to the point where the horse does not significantly move forward. The hocks should remain well under and be lifted and not driven to the rear. The most desirable park trot gives a balanced appearance from front and rear.
3. At the command "show your horse" the driver has the privilege of showing the entry to its best advantage at the trot, but excessive speed shall be penalized.

AL184 Formal Driving Class Specifications.

1. Entries are to be judged on performance, quality, manners, type and conformation.
2. The horse is to give a brilliant performance, with style, presence, finish, balance and cadence.

SUBCHAPTER AL-25 TRADITIONAL TYPE CARRIAGE DRIVING.

For rules governing the judging of Traditional Type classes, refer to the USEF Carriage Pleasure Driving rules.

SUBCHAPTER AL-26 ANDALUSIAN NATIVE (CONTEMPORARY) TACK AND ATTIRE.

AL185 General.

1. Exhibitors shall enter the ring in a counterclockwise direction at the trot and shall show their horses at the walk, trot and canter both ways of the ring.
2. Entries are to be judged 50% on tack and attire and 50% on performance.

AL186 Appointments.

Entries shall be shown under contemporary Spanish or Portuguese equipment. There are different styles of Spanish and Portuguese tack and attire, which are traditional and correct for the Andalusian horse. It is not correct in either of these two countries to mix attire and equipment (saddles) and should not be acceptable here in the U.S.

2. Spanish

a. Saddle

(1) For the Spanish, there are three major types of saddles: vaquera, royal or sidesaddle (vaquera or English), with variations of them all. The vaquera (albardon, jerezana) and vaquera sidesaddles are identical except the sidesaddle has leaping horns which may be on the left or right to the preference of the rider. The saddle is rectangular in shape covered with sheepskin, having a raised, rounded cantle at the back. It has a canvas under side and is placed directly on the horse without saddle pads. The colors of the leather showing at the cantle or pommel may be dark brown, black or natural. The stirrups are blackened steel, triangular in shape. Crupper strap to match.

(2) The royal saddle (includes espanol and portrera) faintly resembles a dressage saddle from the side, but it has a raised cantle and pommel, the overall length exceeds the width of a dressage saddle. It is traditionally, not necessarily, covered in sheepskin. The stirrup is the triangular blackened steel. Crupper strap to match.

(3) Breast collars are only used, but not always, with side saddle and royal saddle, plain or covered with sheepskin. Silver is not used. Plain leather is preferred in Spain, though decorative tooling can be used with the Gala event attire.

b. Bridle and Bit

(1) The type of bit used is a blackened steel bit in snaffle, pelham, curb (shank), with low, medium or high port. In Spain, two sets of reins are used for the younger horse, one set attached to the leather covered or wrapped serreta at the nose band (serreta is a curved metal nose piece that is always covered with leather or wrapped to cover the sharp metal points and attaches to the nose band with two rings to attach reins), the top rein coming from the nose band and the regular reins coming from the mouth (snaffle or shanked blackened solid bit) or with the pelham. A leather-covered muscarola (serreta without ring attachments) may also be placed on the nose band depending on the training level of the horse.

(2) The bridle leather is dark brown, natural or black to suit the horse with or without throat latch. Vaquera without throatlatch, royal and sidesaddle with or without throat latch. Plain leather is preferred in Spain, though decorative tooling can be used with the Gala event attire. All hardware is of blackened steel. With each of the three types of saddles, an appropriate bridle will have a brow band with a mosquero (fly screen) made of long leather fringe or of horse hair (having three circles in a pyramid at the top and tassels) not to extend below the nose band.

c. Portuguese

(1) Saddle

(a) For the Portuguese, there are three major types of saddles: Portuguesa (bullfight style), Dressage (Portuguese or English style) or sidesaddle (Portuguese or English style) with variations of them all. The Portuguesa (bullfight) saddle has a high cantle and pommel in the front. The front and back slope in wings down to hold the leg firmly in place. This is a bull fighting saddle made to hold the rider in place. The seat of the saddle may be rough-out leather of varying colors or smooth leather.

(b) The Portuguese saddle will at least have a loin pad of leather (or animal skin) between the saddle and the crupper. If the rider is in eighteenth century attire, the saddle covers (silk) will have great embroidery in designs to suit the rider's attire.

(c) The stirrups are either brass or chrome, oval shaped under the foot or close-toed, rectangular (box) wooden stirrups with brass or chrome overlays in varying degrees of intricacy to match the leather accessories.

(d) Breast collars and crupper to match bridle. Saddle pad may be used but must conform to the outline shape of saddle.

(e) Dressage (Portuguese) to be advised.

(f) Campino equipment to be advised.

(2) Bridle and Bit

The bridle is a flat, brown, natural or black leather, with wide buckles of brass or silver (chrome, nickel) at all adjustment points. There are different styles of bridles, flat plain (simple), half-presentation (a little fancier) or full presentation (very decorative and ornate with feather penacho). A white leather bridle is used for exhibition only. No mosquero or fringe is allowed. The bit to suit the horse. Stylized brass and chrome bits are used to match with presentation equipment.

AL187 Attire.

1. Spanish

a. Vaquera, Feria, Gala or Exhibition: the attire for the rider in the vaquera or royal saddle, male or female is almost identical.

(1) Traditionally the high waisted short jacket is of conservative colors, dark or light grays, blues, burgundy, greens browns and tans. May be solids, hounds tooth or faintly striped. Black jackets are generally for evening events. The jacket ends above the waist and has five buttons on each sleeve angled from the wrist lightly back towards the elbow. If the jacket is that of vaquero style, it has five buttons down the front and two side pockets. The jacket is worn open for the women and buttoned at the top button for the men. It has no collar and no cuff. The female style may have a small collar. Some exhibition and gala jackets do not have buttons, they may have black or contrasting trimmings, embroidery, and a vest may be worn.

(2) The pants rise high into the waist and have suspenders to hold the pants at this height. The pants are of the color that compliments the color of the short jacket, dark gray with a black stripe, brown stripes, green stripes, navy stripes or solid colors. The pants are of two different styles, pantalon and calzona depending on the discipline in which the rider is riding. Pantalon style ends with a turned up white cuff and the calzona at mid calf panel with buttonholes, in which dangles a grouping of silver or natural material ornaments, called cariles. There is no belt worn. A colorful scarf or sash is worn around the waist and tied on the right side.

(3) The shirt is plain white with a turned down collar (not button down), for the men and lightly ruffled for the women.

(4) The hat is flat crown, with flat brim. Conservative color to match the attire of the rider. The hat should be a darker shade of color. Black and shades of grays are the most used. Protective headgear may be worn without penalty (see GR801.4).

(5) There are two styles of boots. Boto compero are tall, rough out, low heeled boots and worn with pantalon style pants (white cuff). Botins are ankle height, rough out boots always worn with half-chaps called polainas and these are worn with the calzone style pants. Boots are of natural leather (brown) never black. The polainas are plain or tooled to varied degrees with fringe at the top of the spat (which is worn under the pant).

b. For the side saddle rider (Amazona)

(1) Wears the same styles of jackets as described above.

(2) The skirt is to match the jacket in conservative colors or in black, long full skirt with large pleat, buttoning the back for walking.

(3) The shirt is white as above or with stand up collar and ruffles. The rider wears conservative single stud earrings.

(4) The flat hat as described above to coordinate with the jacket worn or the Calanes hat, with the hair covered with colorful scarf in a hair net (madroero). Protective headgear may be worn without penalty (see GR801.4).

(5) Her boots are dark boto compero or black.

(6) She will carry a whip to the off side absent the leg. The overall look is subdued elegance.

c. For "A La Grupa"

(1) The male rider wears the attire of the above vaquera riders.

(2) The feria dress is worn when the woman is riding a la grupa only. She should have flowers in her hair, bracelets of the color of her dress on her arm, earrings also matching the dress. Gold and diamonds are not appropriate. Colorful plastic is in order. She should have a fringed scarf, which makes a "V" at the back of the dress emphasizing the plunge of the back (and pinned into place), and pinned in the front of the bust. The fringe should either lightly flow over the ruffles of the shoulder or be completely contained in the front and in the back.

(3) She will sit fully to the left or right, putting her right or left arm around the waist of the male; with her left or right hand under the tiers of flounces holding onto the crupper. She is sitting on a small pad, which is held in place by the crupper, which passes through the under side of the pad. Ferial (Flamenco) dress is not permitted to ride astride or sidesaddle. It is not native to Spain.

2. Portuguese.

a. Bullfighting and Haute E'cole Exhibition.

(1) The coat, called the casaca, reminiscent of French court of Louis XV and Louis XVI is traditionally of rich and vibrantly colored satin or silk but may also be of fine velvet, heavily embroidered along the front, at the cuffs, and down the back. Attached to the cuffs here is deep lace. There is a black ribbon from the top of the coat at the center of the head. There is a single vent in the back. The rider wears a vest embroidered to compliment the coat.

(2) The shirt is white and plain with lace showing at the collar.

(3) The pants are white, beige, blue or black to compliment the jacket.

(4) The boots (Frederica) extended in height to the knee the front of the boot is cut in a "V" shape. The shelf-heel on which the spurs rest and square toe. White stockings are worn above the knee.

(5) A black tri-cornered hat, edge trimmed in white feathers, is worn. Protective headgear may be worn without penalty (see GR801.4).

b. Women's attire riding sidesaddle or astride (Amazona propriamente dita or para esarranchar).

(1) Jackets have various characteristics. The main characteristics are two-pointed lapels, two fitted pockets with vertical openings, top of sleeves near the shoulder full (almost ballooning), cuff-less and silk lining in tone with color of jacket. Colors of jacket somber colors in nature, browns, beige, greens, burgundy, tweeds and black. It is sometimes adorned with trimmings around the edges and designs on the back. Material is usually of wool, raw silk or fine velvet. No buttons on the jacket for the side saddle rider but the astride rider may use a cavaleiros style jacket if they wish. Trims and designs are of a contrasting or a coordinating color.

(2) The skirt is to match the jacket in conservative color or in black, long full skirt with large pleat, buttoning in the back for walking. The astride rider has a split skirt that covers the riding patalone (breeches) of the same color as skirt. The skirt fits snugly on the hips and may have a high waist, buttoning on the side or in the middle, slit from the top of the thigh front and back in a way to open over the saddle when riding and conceals the breeches when dismounted.

(3) Shirt with a small collar embellished with a jabot of lace or cotton. Collar is decorated with a brooch or black satin bow. Two or four buttonholes are at the collar and are closed with collar links. A variety of styles may be worn by the astride rider. Cuffs may be plain or lacy. Shirt must always be white. Satin cummerbund with horizontal pleats complimenting the outfit is worn; also acceptable is a satin or cotton sash wrapped around the waist as in the cavaleros dress. A waistcoat (vest) may be worn but always the cummerbund or sash to harmonize with the outfit or in black. Gloves must always be worn with these two outfits.

(4) Amazona hat has an upturned brim, a slightly indented convex crown and is adorned with two silk pom poms (country hat). Astride rider may also wear the cavaleros style of hat. Protective headgear may be worn without penalty (see GR801.4).

(5) Boots may be that of the cavaleros or above ankle boot with button or lace closure. Black or brown.

c. Horsemen's Riding Attire. (Caveiros)

(1) The jacket is cropped short at the waist or slightly below, cut straight across the back at the waist. A variety of collar styles: shawl collar, two-pointed lapels, polo type, round band. Double breasted lapels or simply collar-less. Two-pointed lapel collar frequently has velvet or velveteen on the upper half. Material is also varied from fine wool and velvet to cloth of various textures and ranging from light to dark colors of somber tones. Some jackets have applications of different fabric and color on the front (pockets, etc.) and elbows of the sleeves. The jacket has two breast pockets; edges bound or trimmed and show a glimpse of the lining. Sleeves are cuff-less and plain or may have a stripe of fabric with buttons mounted. Buttons (if used) are of silk braid-

ing, silver braiding, glass, horn, wood, bone, silver or modern materials usually with a foot (not holes) or frog and loop.

(2) The Portuguese pants are straight cut without cuff falling to the ankles. The waistband is high snugly fitting button of fly hidden with flap, but three buttons visible rising above to the waist. Two small horizontal pockets at the waistband. Buttons to attach suspenders. Material of pants should be of wool or cotton blend and of the same tone or lighter tone than that of the jacket. Breeches can also be worn of the same or lighter complimentary tone of the jacket; buttons are usually sewn along the lateral seam to the taste of the wearer, with long stockings showing above the boot.

(3) The shirt is plain white with a turned-down collar, fastening could be single or double closures of plain or covered buttons or collar links of enamel up to a gold or silver, with or without precious stones. Also "Sunday best" has a wide ruffled front with or without pleats or with or without lace. Buttons may be plain or decorative. Sleeves are large and roomy ending in simple or double cuff.

(4) Waistcoats have different shapes of neck to suit the wearer. Can be single breasted, double-breasted, with or without collar as the jacket dictates. Usually the front is made of the same fabric as the jacket. Some have pockets. The sash is placed over the waistcoat and the waistband of the trousers. The color is black for cavaleros. Silk, wool or cotton wrapped snugly around the waist with fringed amount to the left. The sash is two meters long and 30 cm wide. No scarves or bandana. Gloves are optional.

(5) The hat, two styles are predominant. "Mazzantini", flat brimmed cylindrical crown straight across the top, wide ribbon band, decorated with three buttons placed vertically. "Portuguesa" soft wide brimmed 9 cm, indented convex crown 10 cm, encircled by a 2 cm ribbon band, so as it may be held between the thumb and middle finger. Colors in black, gray or brown.

(6) The half-boot, with the top shorter than the above "Frederica", is a greased calf boot with shelf-heeled, squared or rounded toe, and may have closures laterally by a system of pins and loops, small leather laces. More formal may be in patent leather with higher quality design with shelf-heel. Ankle boot with leather gaiters with pin and loop or lace closure attachments. Colors in black, gray, or brown are the norm.

SUBCHAPTER AL-27 ANDALUSIAN HERITAGE (HISTORICAL) TACK AND ATTIRE.

AL188 General.

1. Exhibitors shall enter the ring in a counterclockwise direction at the trot and shall show their horses at the walk, trot and canter both ways of the ring.
2. Entrants must submit a narrative not to exceed one minute in length to be read by the announcer during the class describing the period and heritage it represents.
3. Entries shall be judged 70% attire and 30% performance.

AL189 Appointments.

1. Entries may be shown under either authentic tack from the period represented or English equipment.
2. Riders shall wear attire, which represents the heritage of a culture, which used and rode Andalusian horses.

AL190 Qualifying Gaits.

Exhibitors shall show their horses at the walk, trot and canter both ways of the ring.

SUBCHAPTER AL-28 FANTASY COSTUME.

AL191 Fantasy Costume.

1. Exhibitor is to give free expression the imagination and creativity of the presentation. Classes are to be judged on creativity, authenticity to period, suitability of costume to horse and rider, and manners.
2. Exhibitors to enter the ring at a walk in a counterclockwise direction. All horses shall be worked at a walk and trot both ways of the ring.
3. Excessive speed to be penalized.
4. Exhibitors may be asked to halt and stand quietly.

5. Light hand contact must be maintained.
6. Lineup position is at the discretion of the judge.
7. Exhibitors can show individually or in groups up to but not exceeding five per group. Groups must be clearly identifiable, with lead rider wearing number easily visible to judge.
8. It will be at the judge's discretion to decide if a costume is unsafe and cause for elimination.
9. No walkers allowed. Flags, bards, and /or banners are permitted.
10. Costumes should be made of durable material and securely attached, such that no part of the costume falls off during the class.
11. Appointments: the exhibitor safety should be a primary consideration.
12. A short script about each costume may be provided to the announcer from each entry. Only the winning entry will have their script read during the awards presentation for the class. The script must not exceed one minute when read.

SUBCHAPTER AL-29 LONG REINING.

AL192 General.

1. Exhibitors are to present a neat appearance with handler and horse appropriately turned out.
2. Horses may show with braided manes and tails.
3. A lack of required tack, equipment or appointments shall result in immediate disqualification.

AL193 Appointments.

1. Bridle: Dressage, Spanish or Portuguese bridle, with snaffle bit. Cavesson must be used with this bridle. No colored brow band cavessons.
2. Surcingle: Leather surcingle, with crupper (optional). Traditional surcingle with saddle pad and breast plate may be used in level three and kur, when wearing traditional clothes.
3. Long Reins: To be of leather, webbing or rope. Whichever type is chosen, must be clean and in good condition.
4. Whip: A whip that is suitable for long reining a horse and is easily manageable for the handler. Whips are optional.
5. Hunt outfits, consisting of Jodhpurs, hunt coats, boots and hat are appropriate for levels 1 and 2.
6. Formal top hat and tails or traditional Spanish or Portuguese attire are required for level 3 and Musical Kür (freestyle).

AL194 Qualifying Gaits.

1. Walk: a true, four-beat walk, with the horse collected. The motion should be brisk and vigorous with the horse showing animation and brilliance.
2. Trot: Animated, natural, and cadenced, with impulsion and power from behind, the front airy and light. The animated natural trot is extremely bold and brilliant, characterized by free shoulder action. The trot should appear effortless and be executed willingly with apparent ease. The action should be balanced and cadenced. The trot should be a true two-beat diagonal gait. Mixed gaits, pacing or racking must be considered major faults.
3. Canter: true, three beat gait, collected, animated, smooth and unhurried. The movement light and airy with more elevation in the front. The horse to be balanced, supple and mobile. To be straight on both leads.

AL195 Required Movements.

1. Shoulder-in: the horse is slightly bent to the inside track. The horse's inside foreleg passes and crosses in front of the outside leg; the inside hind leg is placed in front of the outside leg. The horse is looking away from the direction in which it is moving. Shoulder-in, if performed correctly with horse slightly bent and at the correct angle, is not only a suppling movement but also a collecting movement. Shoulder-in is performed along the wall at an angle of about 30 degrees to the direction in which the horse is moving.
2. Travers: the horse's haunches are carried slightly to the inside track, with the horse looking in the direction in which it is moving. Travers is performed along the wall or preferably on the center line at an angle of about 30 degrees to the direction in which the horse is moving. The horse's outside legs pass and cross in front of the inside legs.

3. **Renvers:** this is the inverse movement to travers with the tail instead of the head to the wall. The same principles are applicable as at the travers.
4. **Half-Pass:** this movement is a variation of travers executed on the diagonal instead of along the wall. The horse although slightly bent, should be as close as possible to parallel to the long side of the arena, while maintaining the forehand slightly in advance of the quarters. The outside legs pass and cross in front of the inside legs. The horse is looking in the direction in which it is moving. The horse should maintain the same cadence and balance throughout the whole movement. In order to give more freedom and mobility to the shoulders which adds to the ease and grace of the movement, it is of great importance not only that the horse is correctly bent and thereby prevented from protruding his inside shoulder, but also to maintain the impulsion especially the engagement of the inside hind leg.
5. **Turn on the haunches:** this movement is a schooling exercise which can be executed from the walk and is preparatory for the pirouette which is executed out of collected gaits. The horse's forehand moves in even, quiet and regular steps around the horse's inner hind leg while maintaining the rhythm of the walk. In the half turn on the haunches, the horse is not required to step with its inside leg in the same spot each time it leaves the ground but may move slightly forward. Backing or loss of rhythm is considered a serious fault. This movement may be executed through 90, 180 or 360 degrees.
6. **Pirouette:** the pirouette (half-pirouette) is a circle (half-circle) executed on two tracks with the radius equal to the length of the horse, the forehand moving round the haunches. Pirouettes (half-pirouettes) are usually carried out at the collected walk or canter but can also be executed at piaffe. At the pirouette (half-pirouette) the forefeet and the outside hind foot move round the inside hind foot which forms the pivot and should return to the same spot, or slightly in front of it, each time it leaves the ground. At whatever pace the pirouette (half-pirouette) is executed, the horse slightly bent in the direction in which it is turning should, remaining on the bit with light contact, turn smoothly maintaining the exact same cadence and sequence of footfalls of that pace. The poll stays the highest point during the entire movement. During the pirouette (half-pirouette) the horse should maintain its impulsion and never move backwards or deviate sideways. If the inside hind foot is not raised and returned to the ground in the same rhythm as the outside hind foot the pace is no longer regular. In executing the pirouette (half-pirouette) in the canter, the handler should maintain perfect lightness of the horse while accentuating the collection. The quarters are well engaged and lowered and show a good flexion of the joints. The quality of the pirouettes (half-pirouettes) is judged according to suppleness, lightness, cadence and regularity and to the precision and smoothness of the transitions; pirouettes (half-pirouettes) at the canter are judged also according to the balance, the elevation and the number of strides (at pirouettes 6-8, half-pirouettes 3-4 are desirable).
7. **Piaffe:** the piaffe is the most collected of the trot paces. The horse shows an elevated and cadenced trot on the spot, with the quarters slightly lowered. The horse should demonstrate great freedom and mobility of all the joints as he moves each diagonal pair of legs. The toe of each foreleg should be raised to halfway up the cannon bone of the other front leg; and the hind legs, showing great activity, should lift each hind toe to just above the opposite hind fetlock. The horse must always have the desire to move forward and show a lively impulsion while remaining lightly on the bit.
8. **Passage:** the passage is a very collected, very elevated, cadenced trot. The horse shows graceful, springy steps with a prolonged moment of suspension. The knees and hocks are highly flexed as the quarters are more engaged and the horse remains lightly on the bit. When this movement is established, the horse should then be able to move from piaffe to passage and back to piaffe without any apparent effort, loss of rhythm or cadence.

AL 196 Required Tests.

1. Level One: Novice
2. Level Two: Intermediate
3. Level Three: Advanced
4. Musical Kur: Advanced
5. **Optional Tests:** To be used if a Dressage arena is not available. Required elements may be done in random order (except halt and salute at entry and exit). It is up to each exhibitor to choreograph his/her own test and provide the order of execution of the required elements to the judge prior to the competition.
 - a. **Optional Test Level One Required elements:** Halt Salute on entry and exit; 20 meter circle left at collected trot; 20 meter circle right at collected trot; medium walk (to be per-

formed several times in the program); shoulder-in right at collected trot; shoulder-in left collected trot; 10 meter half circle right at collected trot; 10 meter half circle right at collected trot; leg yield right at collected trot; leg yield left at collected trot.

b. Optional Test Level Two Required elements: Halt and salute on entry and exit; shoulder right at collected trot; shoulder-in left at collected trot; half-pass right at collected trot half-pass left at collected trot; rein back; travers right at collected trot; travers left at collected trot; collected walk; extended walk; half pirouette at walk left and right; collected canter; half-pass right and left at collected canter; flying change demonstrated in connection with half-pass at collected canter.

c. Optional Test Level Three Required Elements: Halt and Salute on entry and exit; collected trot; half-pass right at collected trot; half-pass left at collected trot; rein back; collected walk; medium walk; extended walk; collected canter; half-pass right at collected canter; half-pass left at collected canter; flying change of lead (demonstrated in connection with half-pass); three flying changes every four strides; three flying changes every three strides; piaffe (10 to 15 steps); passage (10 to 15 steps); transitions between passage and piaffe must be demonstrated.

SUBCHAPTER AL-30 JUNIOR EQUITATION.

AL197 General.

1. Exhibitors shall be junior exhibitors (An individual who has not reached his/her 18th birthday as of December 1 of the current competition year.). (See GR126).
2. A purebred Andalusian or a Half-Andalusian may be ridden in Junior Equitation classes.
3. The rider's position, seat, hands and the correct use of the aids are to be judged, refer to Equitation Chapter EQ.
4. Purebred and Half-Andalusian horses are permissible.
5. A lack of required tack, equipment or appointments shall result in immediate disqualification.

AL198 Saddle Seat Equitation.

1. Appointments as appropriate to Saddle Seat Equitation, see EQ117.
2. Saddle Seat Equitation classes are to be shown at a walk, trot and canter both ways of the ring, refer to Equitation Chapter EQ.

AL199 Hunt Seat Equitation.

1. Appointments as appropriate to Hunt Seat Equitation, see EQ109.
2. Hunt Seat Equitation classes are to be shown on the flat at a walk, trot and canter both ways of the arena, refer to Equitation Chapter EQ.

AL200 Western Equitation.

1. Appointments as appropriate to Western Equitation, see EQ125.
2. Exhibitors shall enter the ring in a counterclockwise direction at the jog trot. Horses shall be worked at the walk, jog trot and lope both ways of the ring, refer to Equitation Chapter EQ.
3. At the judge's discretion, individual work may be required.

AL201 Walk-Trot Equitation – 10 and Under

1. Junior exhibitors will not be allowed to show in Walk-Trot Equitation after exhibiting in a three-gaited class. Walk trot exhibitors may not compete in any other class that requires a canter.
2. Entering the ring in a counterclockwise direction at the trot, horses will work at a walk and trot both directions of the ring.
3. Qualifying Gaits: Walk and trot both ways of the ring. Horses will be asked to back. Three or more lope or canter strides are cause for disqualification.
4. Appointments: As appropriate to Saddle Seat, Hunt Seat, Western, Spanish or Portuguese. (See related Sections, above.)
5. Attire as appropriate to Saddle Seat, Hunt Seat, Western, Spanish or Portuguese. (See related Sections above.)
6. The exhibitor will be judged on his or her basic position in the saddle: Hand-Leg-Back position. Exhibitor will also be judged on his or her ability to govern, control and properly exhibit the horse.
7. No stallions are permitted.

SUBCHAPTER AL-31 JUNIOR EXHIBITOR SHOWMANSHIP IN HAND

AL202 Junior Exhibitor Showmanship In Hand.

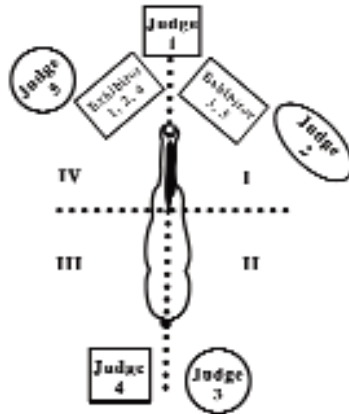
The showmanship class shall be judged strictly on the exhibitor's ability and emphasis shall be placed on the handler's ability to prepare and present the horse safely, correctly and elegantly. The conformation of the horse is not to be judged, since the horse is considered a means of displaying the abilities of the show person. The ideal showmanship performance consists of a poised, confident, appropriately attired exhibitor leading a well groomed and conditioned horse that quickly and efficiently performs the required movements with promptness, smoothness and precision. Horses shall be presented in the Andalusian show stance (refer to AL105.2).

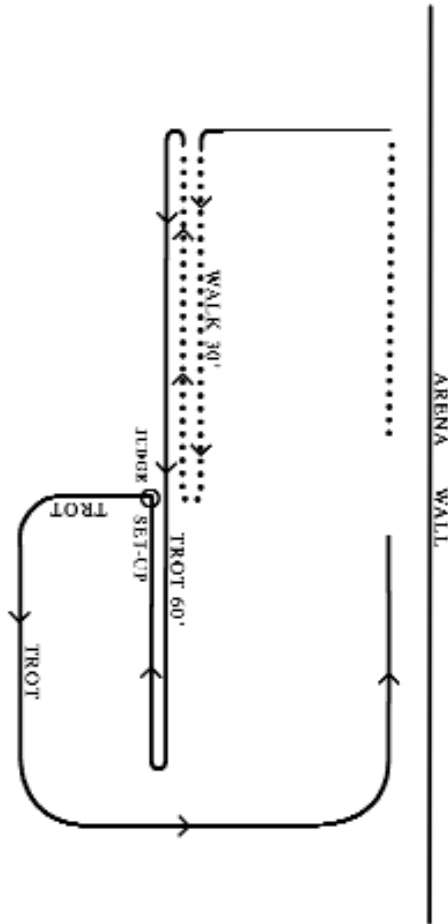
1. GENERAL
 - a. Judging is based on 50%-Presentation of the horse and showmanship skills, 40%-Condition, grooming and fitting of the horse, 10%-Appearance and grooming of the exhibitor.
 - b. Unsoundness of the horse being shown shall not penalize a handler unless it is sufficiently severe as to impair the required performance, in which case the penalty is at the judge's discretion.
 - c. Stallions are not permitted.
 - d. Pure and Half Andalusians may compete in the same class.
 - e. Horses may be presented either English or Western.
 - f. Showmanship pattern must be posted at least one hour prior to the class.
2. APPEARANCE OF EXHIBITOR-10%
 - a. Attire-Boots or dress shoes are to be worn, no tennis shoes; long sleeved shirt or blouse is mandatory. No Denim is permitted. Long hair should be neatly pulled back. Sweater, vest or jacket, gloves and ties are optional. Informal but neat attire should not be penalized.
3. CONDITION, GROOMING & FITTING OF THE HORSE-40%
 - a. As per Halter Class Specifications
 - b. Tack also as per Halter Class Specifications
4. PRESENTATION OF THE HORSE-50%
 - a. As the judge moves around the horse, handler should position himself or herself so they do not obstruct the judge's view of the horse. The handler shall use the Quarter System as explained herein. The horse should not be stretched. Horses must stand square on front feet. Hind feet may either be square or have one rear cannon bone perpendicular to the ground.
 - b. Leading and Showing-The handler should follow the pattern used for the Halter Classes, with the addition of the Quarter System when standing the horse up for the judge. The horse shall be led from the left (near) side with the handler holding the lead strap in the right hand at a distance from the horse allowing for maximum control and presentation. Handler's position when leading is midway between the head and shoulder of the horse. The remaining portion of the strap should be held safely in the left hand, and not wrapped around the hand. When moving away from the judge, the horse should be kept in line with the judge so the horse's movement can be observed. The horse should be brought to a complete stop at either end of the line before turning to the right, away from the handler. The handler should appear alert until the entire class has been placed and the judge has submitted his card. The handler should be natural and avoid over showing, and respond promptly to requests from the judge or other officials. A light touch of the whip is permitted, if necessary. Courtesy and good sportsmanship should prevail at all times.
5. SHOWMANSHIP FAULTS
 - a. Not following the judge's instructions.
 - b. Not showing the horse, but showing yourself.
 - c. Crowding other competitors while leading the horse or in the lineup.
 - d. Not lining up in front of the judge for presentation.
 - e. Turning the wrong direction.
 - f. Not following the Quarter System.
 - g. Not holding the lead shank correctly or jerking it excessively.
 - h. Attire not clean and neat.

- i. Horses in poor condition, not clean or properly groomed.
- j. Improper tack.

6. QUARTER SYSTEM

The Quarter System involves drawing imaginary lines bisecting the horse into four equal areas as shown in the drawing. They are numbered I, II, III, IV for identification. One line runs across the horse just behind the withers. The other runs from head to tail. When the horse is set up for inspection, the exhibitor stands in area IV. When the judge moves to area II, the exhibitor moves to area I. When the judge moves to area III, the exhibitor moves back to area IV. When the judge moves to area IV, the exhibitor moves back again to area I. An exhibitor should never stop directly in front of the horse, since this is a danger zone. When the judge is in the front half of your horse, you should be on the opposite side of the horse. When the judge is in the back half of your horse, you should be on the same side of the horse.





SUBCHAPTER AL-32 REINING

For rules governing Reining Classes, refer to USEF Reining Division: RN101 General, RN102 Equipment, RN103 Scoring, and RN107 Patterns.

SUBCHAPTER AL-33 WESTERN TRAIL HORSE.

For rules governing Western Trail Horse Classes, refer to USEF Western Sub-chapter 3.

SUBCHAPTER AL-34 WESTERN RIDING.

For rules governing Western Riding classes see WS129-WS136.

SUBCHAPTER AL-35 MISCELLANEOUS.

AL203 Walk - Trot Green Horse.

1. General
 - a. Horse must never have been judged in any class at a USEF Licensed competition that requires a canter or a lope.
 - b. Horse may not have been shown under saddle prior to the current competition year.

2. Appointments
 - a. Tack and attire must match the discipline being ridden and the class entered. Protective headgear is acceptable. See GR801.4
3. Class Conduct
 - a. Competitors enter the ring in a counter-clockwise direction at a walk.
 - b. To be shown both directions of the ring at the walk and trot or jog only. The order to reverse may be executed by turning either toward or away from the rail.
 - c. Entries will line up on command. Horses must not be asked to back.
4. Qualifying Gaits
 - a. The horse must give the appearance of being a safe and suitable mount for the class. The safety of all exhibitors is of primary concern.
 - b. Walk-A four-beat gait; To be true, flat-footed and ground covering.
 - c. Trot-A two-beat gait; To be an overall balanced, relaxed, easy going trot with elasticity and freedom of movement.
 - d. Jog-A two beat gait; Free, square, slow and easy.
5. Class Specifications
 - a. To be shown at a walk and trot or jog both ways of the ring. To be judged on performance, suitability of horse to rider, quality, conformation and manners.

AL204 Walk - Trot Equitation Green Rider.

1. General
 - a. Rider may not show in any other class at the competition which requires a canter.
 - b. Rider must never have been judged in a class at a USEF licensed competition that required a canter or lope.
 - c. No tests or patterns may be called for.
2. Appointments
 - a. Tack and attire must match the discipline being ridden and the class entered. Protective headgear is acceptable.
3. Class Conduct
 - a. Competitors enter the ring in a counter-clockwise direction at a walk.
 - b. To be shown both directions of the ring at the walk and trot or jog only. The order to reverse may be executed by turning either toward or away from the rail.
 - c. Entries will line up on command. Horses must not be asked to back.
 - d. One header per horse must be allowed during the line-up to ensure safety of exhibitors. Headers must be properly attired. See GR801.
4. Qualifying Gaits
 - a. The horse must give the appearance of being a safe and suitable mount for the class. The safety of all exhibitors is of primary concern.
 - b. Walk-A four-beat gait; To be true, flat-footed and ground covering.
 - c. Trot-A two-beat gait; To be an overall balanced, relaxed, easy going trot with elasticity and freedom of movement.
 - d. Jog-A two beat gait; Free, square, slow and easy.
5. Class Specifications
 - a. To be shown at a walk and trot or jog both ways of the ring. To be judged on the rider's position, seat, hands and the effective use of aids.

AL205 Liberty.

1. Separate classes are open to Purebred and Half Andalusian Horses. Horse must adhere to rules in Subchapter AL-1, Rule AL101.
2. Specifications: If entries warrant, separate classes may be held for Stallions, Geldings, and Mares. Purebred Andalusians and Half Andalusians are not to be judged in the same class. Horses are to be judged on charisma, style, movement, quality and type. Horses should work both ends of the arena. Horses not caught at the end of the two minute period will be disqualified.
3. Attire: Refer to AL104 Halter Classes.
4. Music: Exhibitors may submit music to the competition office when picking up the horses exhibit number. Music must be submitted prior to the performance in which the class is offered.
5. Two handlers are allowed, each with a whip no longer than 6 feet including lash. A bag may be attached at the end. Whips are to not touch horse at any time. At the first sound of music

remove the halter and turn the horse loose. The time allotted for liberty is up to three minutes. The time will be scheduled for each competition at the Manager's discretion. The time to catch the horse is two minutes. Horses not caught at the end of the two minute period will be disqualified.

6. Protective leg gear is permitted: polo wraps, splint boots and/or non-weighted bell boots.
7. Facility requirements: A secure arena with a substantial fence for confinement of horses is a necessity. The enclosure should be of sufficient height and durability to ensure that horses will remain inside. Competition management must not offer this class unless a proper, safe enclosure is available for use.

SUBCHAPTER AL-36 HALF ANDALUSIANS.

AL206 General.

1. Horses shown in this section must have been issued a certificate of registration from the International Andalusian/Lusitano Horse Association.
2. The Rules in the Andalusian/Lusitano Division apply to Half Andalusians.
3. Entries may not be shown in the Andalusian/Lusitano Division with Purebreds except in the following classes: Junior Equitation, Showmanship, Western Trail, Western Riding, Doma Vaquera, Reining, Dressage, Musical Free Style, and Green Rider.
4. Half-Andalusian English Pleasure Class will include Saddle Seat and Hunt Seat unless entries warrant separating the two.
5. A lack of required tack, equipment or appointments shall result in immediate disqualification.
6. Breed type is not a consideration when judging Half Andalusians.

SUBCHAPTER AL-37 HALF ANDALUSIAN COSTUME.

AL207 General.

This class is open to any Half Andalusian meeting the requirements of AL203 Half Andalusian General rules.

AL208 Appointments.

Any type of costume - Native, Heritage, Fantasy

AL209 Qualifying Gaits and Class Specifications.

See AL110.

AL210 Judging Criteria.

Open - Amateur - Junior Horse -To be judged 30% on quality, way of going and conformation and, 70% on Costume.

SUBCHAPTER AL-38 HALF ANDALUSIAN DRIVING.

AL211 General.

Refer to AL166 General Driving rules.

AL212 Appointments.

1. See AL168, AL172, or AL176.
2. Attire, see AL166.15

AL213 Qualifying Gaits.

1. Walk - An animated or flat gait to be performed with moderate collection.
2. Trot - A two beat gait to be performed at medium speed with moderate collection.
3. Strong Trot - This is a stronger trot, performed with a lengthened stride, powerful and reaching at a rate of speed which may vary between horses since each horse should attain his own strong trot in harmony with his own natural stride. Horse must not be strung out behind.

AL214 Class Specifications.

1. In OPEN classes horses are to be judged on performance, manners, quality & conformation.

2. In AMATEUR classes horses are to be judged on manners, performance, quality & conformation.
3. In JUNIOR HORSE (two, three, four and five years old) classes horses are to be judged on quality, performance, conformation & manners.

SUBCHAPTER AL-39 DRESSAGE ANDALUSIAN/LUSITANO

AL215 General.

1. Breed-restricted dressage classes held in the Andalusian/Lusitano Division to be conducted in accordance with USEF Dressage rules (Chapter DR), except as stated herein:
 - a. When cross entry is permitted between Dressage and other Andalusian/Lusitano classes at a competition, DR121 applies only to the designated Dressage warm-up and competition areas, or when exhibitor is actually warming-up for Dressage classes.
 - b. False tails are not permitted in Andalusian/Lusitano Division Dressage classes (exception to DR121.7)
 - c. The use of dyes or other coloring to change the natural color on a horse is prohibited (exception to GR802)
 - d. A separate number for each horse/rider combination does not have to be issued. (exception to DR126.14)
 - f. Exception to DR126: Ride times may be changed at the discretion of competition management.
2. All horse competing in "Open" Dressage classes held at an Andalusian/Lusitano Division competition must comply with Dressage rules (Chapter DR), including DR121.

AL216 Championships.

1. Qualification: Horse/rider combinations must compete at a USEF/USDF recognized dressage competition during the current competition year, and have received a minimum score as determined by the International Andalusian/Lusitano Horse Association and published in the prize list in any test at the championship level offered.
 - a. Dressage classes will be conducted in a 20 x 60 meter arena. On the day of the dressage championships, the arena will be open for hand walking only around the perimeter.
 - b. During championship competition, another rider may ride the horse on the show-grounds or compete in other performance championship classes, but only the qualified horse/rider combination may compete in the dressage championship class.
 - c. Whips may not be carried in championship tests except by competitors riding side saddle.
 - d. All championship tests must be ridden from memory.
 - e. In the event of a tie (equality of total points) the collective marks will determine first, second and/or third places. If collective marks are equal, the tests will be returned to the judge for placing resolution.
 - f. Hors de Concours entries are not permitted.
 - g. A horse must obtain 50% or better to be named Champion.

AL217 Dressage Sport Horse In Hand.

1. For rules governing Sport Horse In Hand classes see Dressage Division, Subchapter DR-2 Dressage Sport Horse Breeding. Breed restricted Sport Horse In Hand classes held in the Andalusian/Lusitano Division to be conducted in accordance with USEF Dressage Sport Horse Breeding (Subchapter DR-2) rules except as stated herein:
 - a. Exception to DR202: Judges licensed for the Andalusian/Lusitano, Dressage and Dressage Sport Horse Breeding division may adjudicate these classes. Guest cards may be issued to individuals on the AL foreign expert listing. A licensed Dressage Sport Horse Breeding or Dressage judge is required at the IALHA National Championship competition. A Technical Delegate is not required.
 - b. Exception to DR204: In Hand Sport Horse classes for the Andalusian and Half Andalusian Sport Horses may be held separately or in conjunction with any licensed Andalusian/Lusitano competition. Sport Horse In Hand classes may be held as specified in the AL division or as deemed appropriate by competition management and published in the prize list with the exception that horses of one sex shall not be judged against those of the opposite sex.

c. Exception to DR206: Bridles are mandatory on horses three years and older. A bridle shall be a dressage-type snaffle bridle or hunter-type snaffle bridle. Snaffle may be with or without cheeks, keepers allowed. A noseband is optional but if used, it must be a cavesson style noseband. A split or single chain may be used, attached through both sides of the bit, with/or instead of reins. Horses aged two years may be shown in a bridle (as listed above), or a brown or black plain leather stable halter. Horses under age two years must be shown in a brown or black plain leather stable halter. Horse wearing non conforming appointments will be eliminated from judging consideration.

(1) Conservative casual attire is recommended for the handler. This would include casual pants and shirt. Also acceptable would be Dressage or hunter attire including breeches, boots, shirt with tie, stock tie or choker collar. Jackets, hats, vests, and gloves are optional.

(2) The handler may carry only one whip, maximum length of six feet, including lash and without attachments (i.e. plastic bags, ribbons, etc.).

SUBCHAPTER AL-40 DOMA VAQUERA-OPEN TO PUREBRED AND HALF-ANDALUSIAN HORSES

AL218 General.

1. The combination (horse and rider) receiving the highest score at the IALHA National Championship Show in either the basic or intermediate level will not be eligible to compete at that level in future years.
2. Rider provides appropriate background music during the test, which is any Spanish or Latin guitar, Classical or Modern without vocals.
3. Arena size: Minimum 18 x 40 meters or 20 x 60 meters.
4. Participants will be called in a pre-established order. A participant who does not enter within one minute will be eliminated.
5. No comments can be made during contestant's ride.
6. It is important the judge does not forget the 'air or attitude of proudness' of the vaquero. This is what defines and distinguishes Doma Vaquera from other disciplines.
7. The horse must walk with impulsion, the mosquero moving in rhythm with the horse.
8. The gallop must be steady and true, with impulsion and cadence, achieving all of the movements with an air more lively, than usually seen in working horses.
9. The rider should present to the judge his own style, not to copy other riders. The importance of the submission of the horse to the rider and not the reverse, adapting himself to the horse so that he does not irritate or confuse the horse.
10. One has to place value on the image of the rider but it does not override the overall impression of the horse and rider.
11. The movements made in the 'aire vaquero' should have the quality of spontaneity. Repetitive and monotonous movements will not be 'Doma Vaquera'.
12. The basic movements required constitute approximately 80% of the score. The rest of the exercises and movements elevate and compliment the technical level of Doma Vaquera.
13. The judge should score accurately the basic movements, walk, trot, canter, and gallop of the horse in their notes. The judge may comment positively or negatively on the manner of each movement performed.
14. The rider should be given higher scores for the spontaneity, diversity, style, alternation of walk and gallop, obedience of the horse and the risk the rider assumes according to the combinations of distinct movements.
15. The rules specify:
 - a. All movements are to be made on both reins and if not done on both, it will not be considered complete and the points will not be more than 5 points.
 - b. There are coefficients in the basic movements that are inscribed on the score sheet. This is for the rider to realize the more important movements.
 - c. One must place much importance on the entrance and execution of the initial presentation of horse and rider. Those that do not show the proper respect and dignity, the 'air' of Doma Vaquera, must not receive more than 5 points.

AL219 Judging Criteria.

1. The judge will sit at the end of the arena opposite from where the exhibitors enter. Each judge will be provided with a scribe who shall have the proper scorecard. The scribe will record

the judges scoring (0-10) and give the card to the judge for his final review. All combinations (horse and rider) will line up in the arena for inspection. If they do not pass with a sufficient (5) score, they will not be allowed to perform the pattern. Points will be calculated at the end of each ride. Scorecards will be available to the contestant following the completion of the competition.

2. The movements are graded on a scale of 0 to 10 by the judge. The highest point is 10 the lowest is 0. Decimals are not permitted. The movements described on the tests are obligatory and in no case will be modified or simplified. Movements that are not completed will be penalized ten points.

3. SCORING: The scale of points is as follows:

10. excellent
9. very good
8. good
7. rather good
6. satisfactory
5. sufficient
4. insufficient
3. rather bad
2. bad
1. very bad
0. not executed

4. Freestyle: All the movements to be ridden are numbered in the order that they will be performed and listed on a score sheet to be given to the judge prior to the ride. The order and placement of the movements in the ring is at the election of the rider. Freestyle patterns must be submitted to the show management for delivery to the judge(s) one hour or more before the class starts. If the freestyle pattern is not submitted within the one hour or more time frame the rider must ride the prescribed pattern. No exceptions.

5. Rider that is eliminated is not able to claim a ribbon or award.

6. Eliminations:

- a. Entering ring before the signal.
- b. Entire horse exiting described arena during test.
- c. Evidence of fresh injuries or blood on the horse's nose, mouth, back or sides.
- d. Lameness of horse.
- e. Abuse of horse in the show ring and/or evidence that an act of abuse has occurred prior to or during the exhibition of a horse in competition.
- f. Improper attire or equipment to be penalized at judges discretion
- g. Not entering ring within two minutes of signal.
- h. Rider grabs reins in both hands. Use of two hands, except in case of Junior Horses wearing a bosal or snaffle bridle It is permissible to adjust rein length with free hand.
- i. Fall of horse and or rider. A horse is deemed to have fallen when its shoulder and/or hip, and/or underline touches the ground.

7. The basic level recommended time to complete is six minutes

8. Intermediate and Advanced levels recommended time to complete is eight minutes

AL220 Appointments.

1. Basic and Intermediate at a local competition: Turn out of the horse and rider should be of one discipline and riding style (i.e. placement of hands and use of reins.) Junior horses may be ridden in a snaffle with two hands on the reins. Advanced shall use the same appointments that are appropriate at the Regional/National Show.

2. Basic, Intermediate, and Advanced at a Regional/National Competition: A Spanish Vaquera saddle of black or brown. No saddle pad may be used. Brown stripe or black and gray stripe blanket, to be tied in front, without the farm brand. Black or brown headstall, with or without a throatlatch, and a leather or braided horsehair (Mosquero), is to be used. The bit is a black curb type bit. Spurs are optional, if used they shall be black with white or brown spur straps.

3. Special Considerations: Long manes may be braided. No colored ribbons shall be used in the mane or tail. Martingales and leg protectors are prohibited. The horse may wear shoes or be unshod. Special sliding shoes are prohibited.

AL221 Attire.

1. Basic and Intermediate at a local competition: Appropriate wardrobe is to be worn and the judge will have the final word on allowing an entry to show. The rule should apply for the particular discipline that is listed in the IALHA rule book. Advanced shall use the same attire that is appropriate at the Regional/National Show.
2. Basic, Intermediate, and Advanced at a Regional/National Competition: A TRAJE CORTO jacket in solid black or dark brown. The black jacket shall be worn with gray and black striped pants. The brown jacket (Calzona) provided that the silver ornaments (Caireles) are removed and the cuffs of the pants are turned up. A black Sevillano hat may be worn with gray striped pants and a brown Sevillano hat may be worn with brown pants. Also acceptable are jackets of grey, blue, green, and earthy colors. Female riders would wear the same attire or with a split skirt, but shall not have flowers or ornaments in their hair.

AL222 Gaits and Maneuvers.

1. Reins are held in the left hand with the little finger between them. This is the only correct position and any other is considered a grave fault. The right hand is only used to adjust the length of the reins. The right hand is to be placed on the thigh with the thumb forward in the walk and trot. At the canter and gallop the right hand is crossed in front of the chest. (Exception: If horse is ridden in a snaffle, rider may use two hands on reins.)
2. One may not use the voice for aiding the horse, heavily penalized by the judge.
3. Contestant enters ring on right lead stopping in front of judge and saluting. This is also repeated at end of ride El Paso (walk):
4. The walk is a fundamental movement of Doma Vaquera. The horse must go with rhythm, swinging the mosquero with impulsion and rhythm. The rider must show to the judge, without hurrying, straightness on a line and curvature on a circle.
5. Circles:
Circles at a walk must describe a complete circle, with measured regularity of steps, roundness of the circle, and the aids and position of the rider.
6. Half passes:
Made with correct aids, curving toward direction of travel with the forehand leading the posterior.
7. Full pass:
This is a half pass with as little as possible forward movement.
8. Turns on forehand and haunches:
To be executed on a straight line, full turn, without losing impulsion, leaving in the same direction that it was initiated. The turn on the haunches at a walk is a classic movement. No rearward steps of the horse are allowed. Both are performed with constant cadence, head curved slightly in the direction of the turn. Horses will be penalized for not picking up their pivot leg.
9. Reinback:
Straight, minimum of 6 steps back and 6 steps forward.
10. Gallop:
The gallop, collected, working and extended, should be true and cadenced with impulsion, balanced and centered, and not on the forehand. Like the walk the rider should demonstrate to the judge with clarity and completeness the generousness and quality of his mount.
11. Flying changes:
Flying changes on the straight line constitute a secondary movement; it is a movement of adornment, of indisputable difficulty correctly executed.
12. Counter-canter:
Counter canter done from a straight line or from a circle.
13. Rollbacks:
Rollbacks are executed from good working gallop, the horse is well under himself, lifting his front and turning 180 degrees or 360 degrees, leaving with IMPULSION and the SAME lead that he initiated the exercise. The horse never stops moving.
14. Arrear:
Not simply an extended gallop but the horse initiates a gallop extending his neck and utilizing his strength to develop an energetic gallop in a short space. The rider slows the gallop, turns and extends again in the opposite direction repeating the collection and turn. This is simply not an extended gallop but with much effort and the judge will reward with his points the higher the risk.

15. Fast stop:

The fast stop should be made from an energetic gallop, reinback of at least 6 steps and leaving immediately on other lead, fast gallop, another fast stop with at least 6 steps of reinback. The final stop has to be made in front of the judge, the back legs well under the horse, immobile, and the horse obedient.

AL223 Patterns

Below are the patterns for each Doma Vaquera level. The Basic test is to be done as is listed, and the Intermediate and Advanced may do the pattern or a free style test, which is done only in the following manner. There are certain Required Elements and it is up to the exhibitor to choreograph his or her own ride. The free style pattern must be submitted along with the proper score sheet to the judge prior to the ride. These movements excluding the halt, salute, on entry and exit, may be done in any order. Freestyle patterns must be submitted to the show management for delivery to the judge(s) one hour or more before the class starts. If the freestyle pattern is not submitted within the one hour or more time frame the rider must ride the prescribed pattern. No exceptions

A. LEVEL I – BASICO – DESCRIPTION OF PATTERN

Figure 1: Enter the arena at A at the canter. Canter A to I. At I stop, settle and salute the judge(s). After signal from judge(s) walk from I, G, M, B, X.

Figure 2: At X, turn right and walk to I. At I, make a 9m circle to the right. At I, make a 9m circle to the left. At I, walk to G and to H. At H, turn on haunches to the left 180 and continue to M.

Figure 3: At M, turn on forelegs 180° to the right. Walk to H, turn on forelegs 180° to the left and walk to G.

Figure 4: At G, stop for 4 seconds, reinback a minimum of 4 steps. Walk forward. At G, start working trot to M, B, X and I. At I, make a 9m circle to the right. At I, make a 9m circle to the left. At I, transition to a collected trot and continue to G, M and R.

Figure 5: At R, start canter and canter around the arena to E. At E, make an 18m circle to the right. At E canter to H. Before G, transition to the walk and continue to M. At M turn on haunches 180° to the right and continue to G.

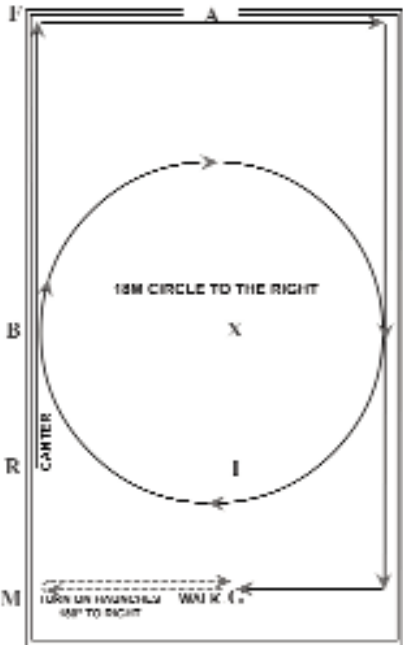
Figure 6: After G and before H, start canter and continue to E. At E, make an 18m circle to the left.

Figure 7: At E, continue canter to K, A, I. At I, make a fast stop* and reinback immediately a minimum of 6 steps. After reinback, long walk to G, stop and salute judge(s).

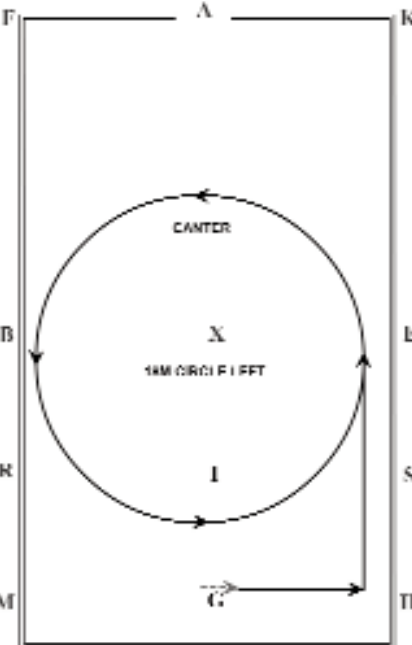
Figure 8: After signal from judge(s) depart the arena at working walk.

*NOTE: The fast stop prescribed herein is NOT a sliding stop that is performed in the United States reining shows.

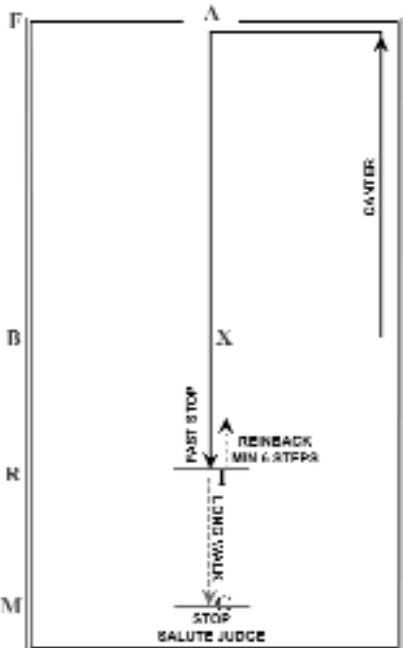
Level I - Figure 5



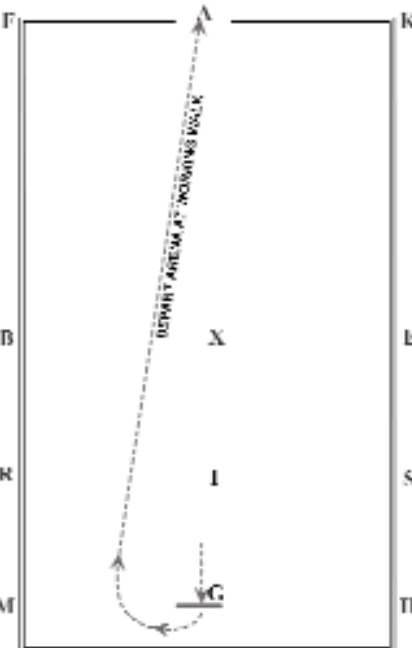
Level I - Figure 6



Level I - Figure 7



Level I - Figure 8



B. LEVEL II - INTERMEDIO - DESCRIPTION OF PATTERN

Figure 1: Enter the arena at A at the working canter. Working canter to I, stop, settle and salute the judge(s). After judges' signal to begin, start collected walk from I to G, M, B and X.

Figure 2: Collected walk from X to I. At I, at the working walk, make a 9m circle to the right. At I, make a 9m circle to the left. At I, continue working walk to G, M. At M, turn left on haunches 180° and continue working walk to H. At H, turn right on haunches 180° and continue working walk to M.

Figure 3: At M, turn right on forelegs 180° and continue working walk to H. At H, turn left on forelegs 180° and continue working walk to G. At G, stop for 4 seconds, reinback a minimum of six steps and continue working walk to M, B, X.

Figure 4: At X, continue working walk to G, H. After H, half pass left to arena center line and walk forward to X. At X, rollback right 180° then half pass to M. At M, rollback left 180° and continue working walk to R and stop.

Figure 5: Working canter from R to F, A and X. After X, canter half pass right to arena rail and canter around rail to H. After H, canter half pass left to centerline of arena and continue canter to X.

Figure 6: At X, canter a 9m circle to the left. At X, change lead and canter a 9m circle to the right.

Figure 7: After X, on arena center line, rollback left 180°. Canter to G, and rollback right 180°. Continue canter to X and then to F.

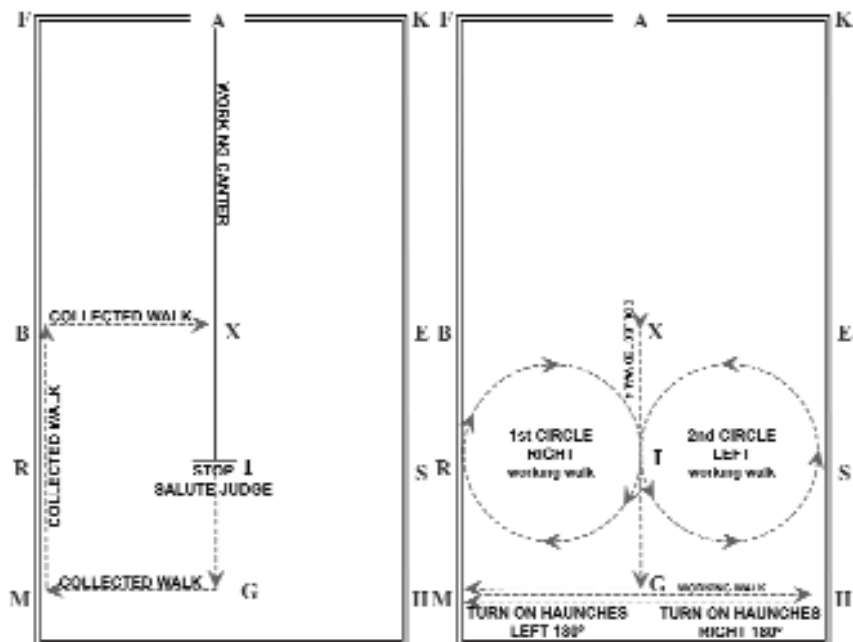
Figure 8: Canter F to A and turn right. Gallop from A to I. At I, perform a fast stop,* reinback a minimum of 6 steps and stop. Long walk to G, stop and salute judge(s). At signal from judge(s), depart the arena at working walk.

*NOTE: The fast stop prescribed herein is NOT a sliding stop that is performed in the United States reining shows.


LEVEL II DIAGRAMS OF PATTERN

Level II - Figure 1

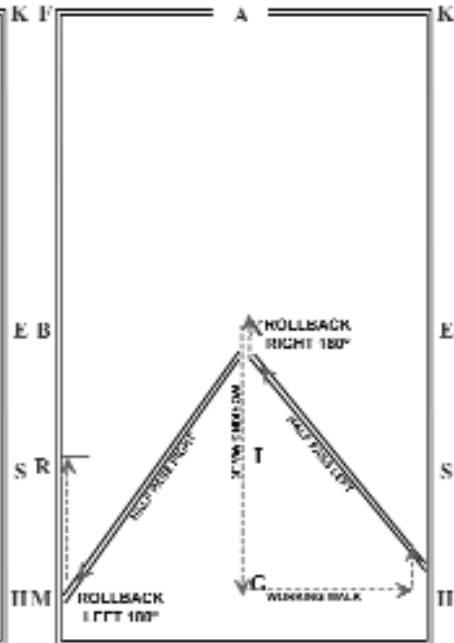
Level II - Figure 2



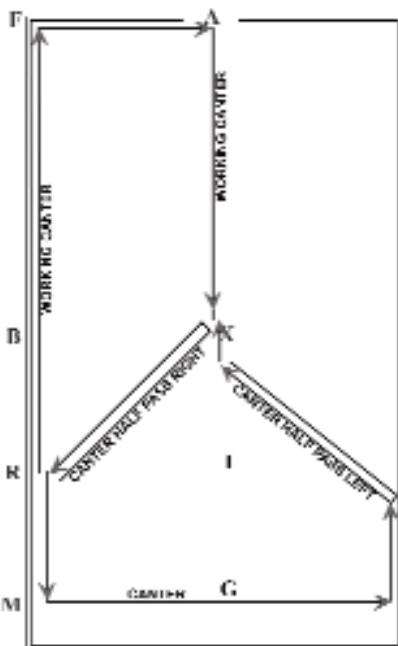
Level II - Figure 3



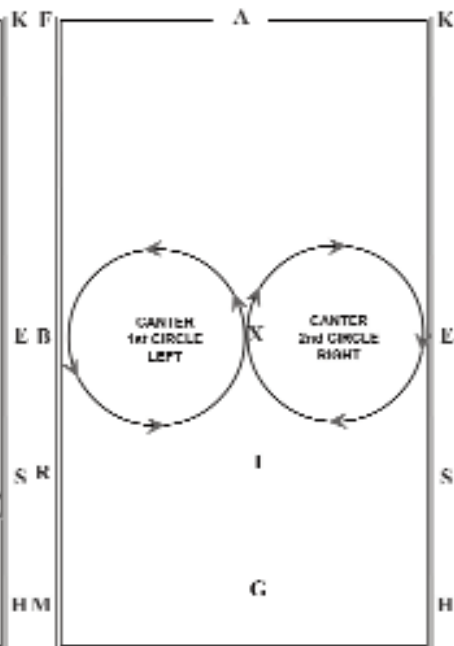
Level II - Figure 4



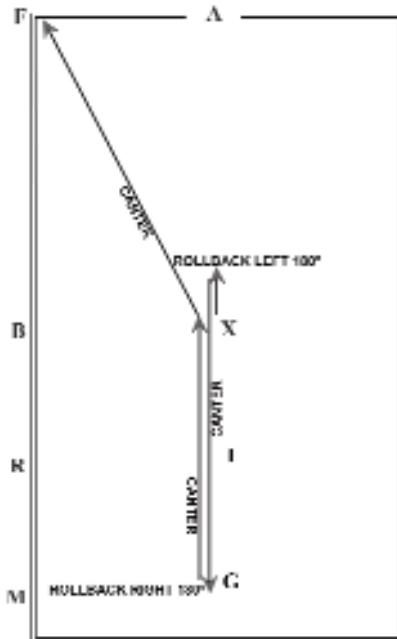
Level II - Figure 5



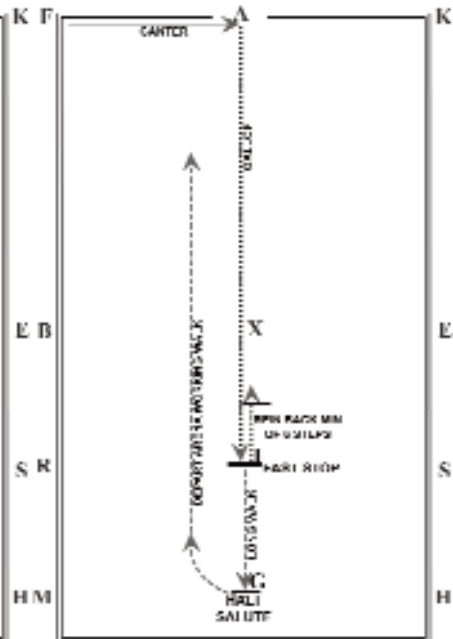
Level II - Figure 6



Level II - Figure 7



Level II - Figure 8



C. LEVEL III - ALTA - DESCRIPTION OF PATTERN

Figure 1: Enter the arena at A at the working canter. Working canter to I, stop, settle and salute the judge(s). After judges' signal to begin, start collected walk from I to G, M, B. At B, turn right.

Figure 2: At X, turn right and transition to working walk. At I, Make a 9m circle to the right. At I, make a 9m circle to the left. At I, continue working walk to G, M. At M, turn left on haunches 180° and continue working walk to H. At H, turn right on haunches and continue to M.

Figure 3: At M, turn right on forelegs 180° and continue to H. At H, turn left on forelegs 180° and continue to G. At G, stop for 4 seconds, reinback a minimum of 6 steps and continue working walk to M, B and turn right.

Figure 4: At X, turn right. Continue working walk G, H. After H, half pass left to X. After X, rollback right 180° and half pass to M. At M, rollback left 180° and walk forward.

Figure 5: At R, full pass right to arena center line. Walk forward a minimum of 4 steps, full pass left to arena rail and walk to B.

Figure 6: At B, begin working canter to F, A, and X. At X, start canter half pass right to arena rail and around arena to H. After H, canter half pass to X.

Figure 7: At X, rollback right and canter to I. At I, rollback left and canter to X. At X, make a 9m circle to the left. At X, Change leads and make a 9m circle to the right.

Figure 8: At X, counter canter a 9m circle to the left. At X, change leads and counter canter a 9m circle to the right. At X, canter toward A. Before A, make a 360° spin left, canter forward, make a 360° spin right, and canter to A.

Figure 9: Continue canter from A to K. At K, canter diagonal to M making a flying lead change, before, at and after X. At M, turn left to G. At G, begin collected canter around arena to A.

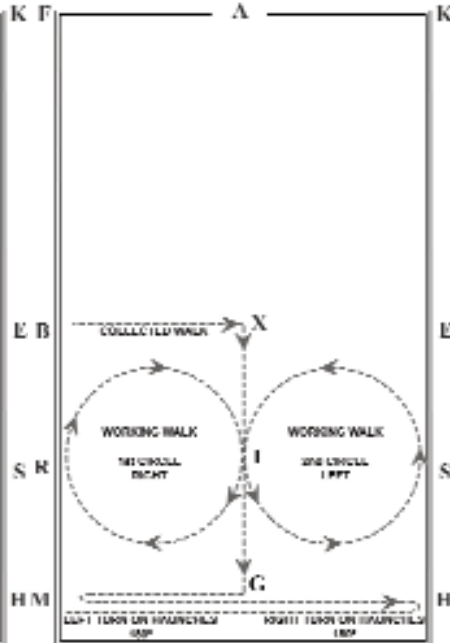
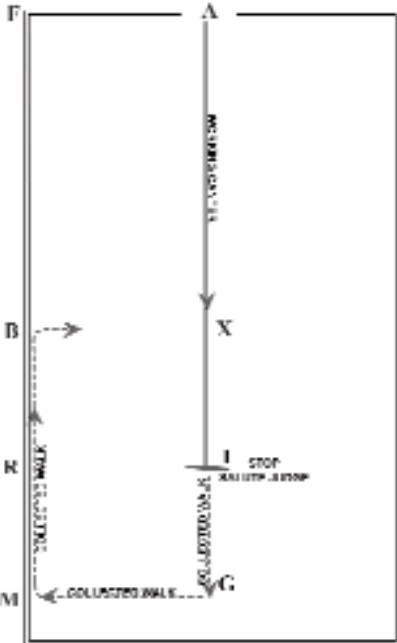
Figure 10: At A, turn left and stop on arena center line. After stop, gallop straight to I and make a fast stop.* Reinback a minimum of 8 steps and long walk forward to G. At G, stop and salute judge(s) at judges' signal, depart arena at the working walk.

*NOTE: The fast stop prescribed herein is NOT a sliding stop that is performed in the United States reining shows.

LEVEL III DIAGRAMS OF PATTERN

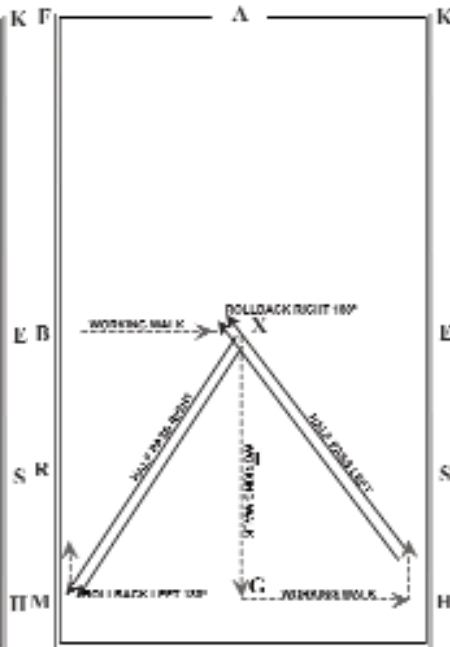

Level III - Figure 1

Level III - Figure 2

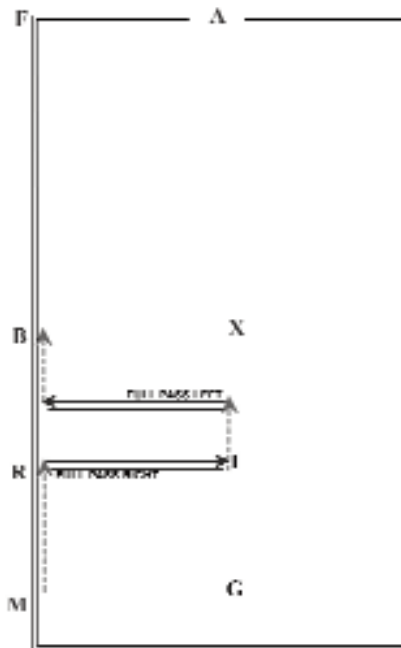


Level III - Figure 3

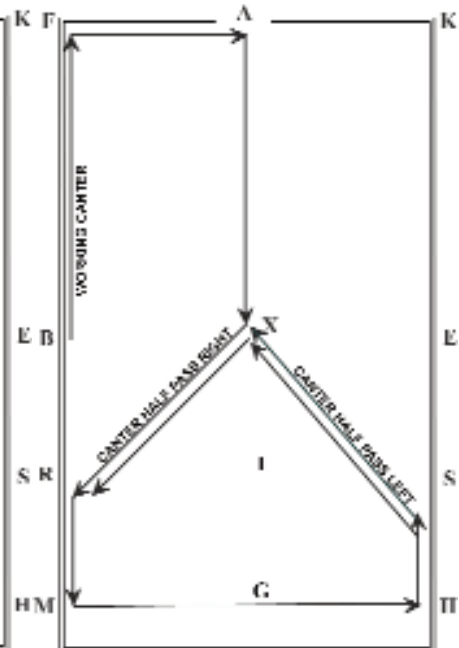
Level III - Figure 4



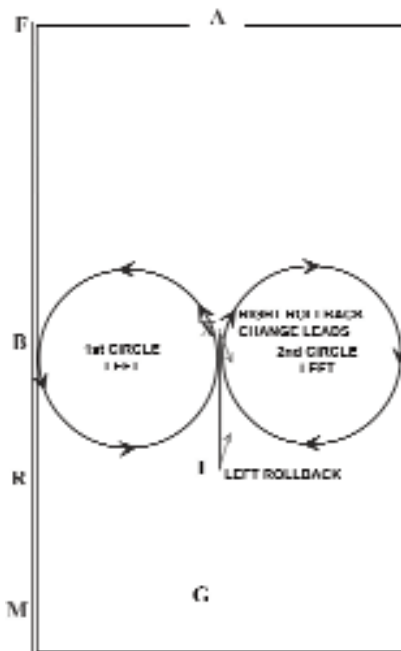
Level III - Figure 5



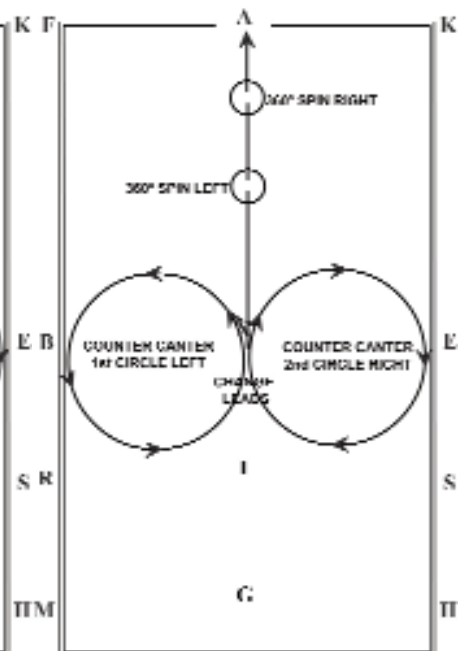
Level III - Figure 6



Level III - Figure 7



Level III - Figure 8



Level III - Figure 9

Level III - Figure 10

